

Statewide Fatalities

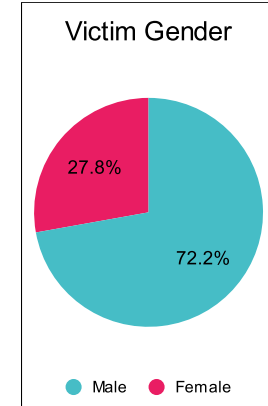
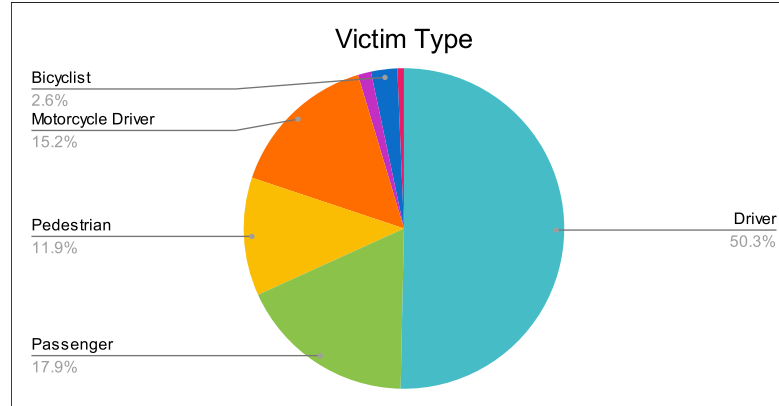
7/25/2023

Crash Details	
Total Fatal Crashes	132
Fatalities	151

Victim Type		
Driver	76	50%
Passenger	27	18%
Pedestrian	18	12%
Motorcycle Driver	23	15%
Motorcycle Passenger	2	1%
Bicyclist	4	3%
Person on Personal Conveyance	1	1%

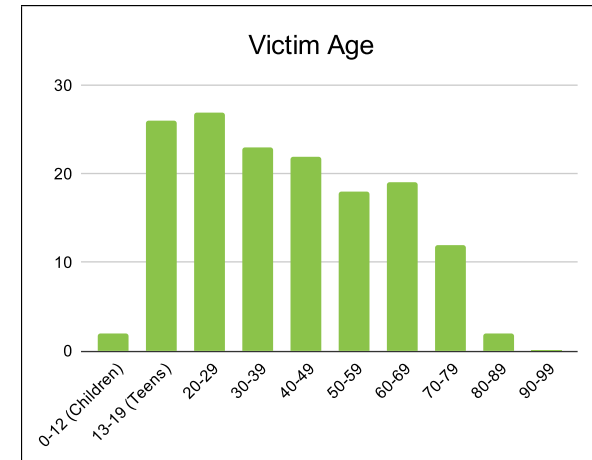
Victim Gender		
Male	109	72%
Female	42	28%
Unknown	0	0%

Victim Age		
0-12 (Children)	2	1%
13-19 (Teens)	26	17%
20-29	27	18%
30-39	23	15%
40-49	22	15%
50-59	18	12%
60-69	19	13%
70-79	12	8%
80-89	2	1%
90-99	0	0%



Speed		
Yes	51	34%
No	73	48%
Unknown	6	4%
Not Known Yet	21	14%

Safety Equipment		
	Seat Belt Use	Helmet Use
Yes/Correct	36	6
Yes/Not Correct	3	0
Yes/Unknown	1	1
No	45	12
Unknown	5	0
Not Applicable	49	120
Not Known Yet	12	12



These numbers are preliminary and could change at anytime. The information in this report is based off the data available at the time the report was created. For questions please contact the Traffic Records Supervisor at the Utah Highway Safety Office.