

# Statewide Fatalities

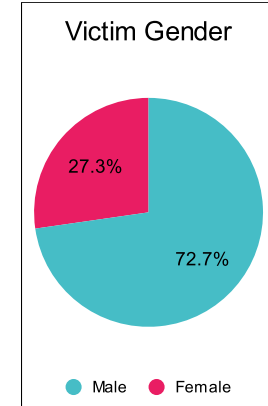
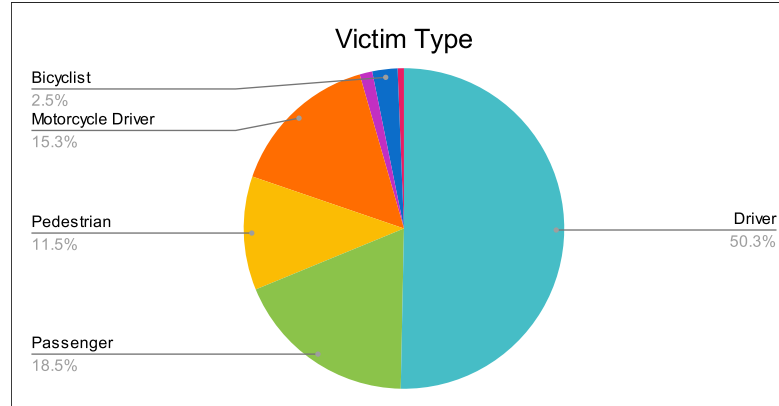
8/1/2023

Crash Details	
Total Fatal Crashes	136
Fatalities	157

Victim Type		
Driver	79	50%
Passenger	29	18%
Pedestrian	18	11%
Motorcycle Driver	24	15%
Motorcycle Passenger	2	1%
Bicyclist	4	3%
Person on Personal Conveyance	1	1%

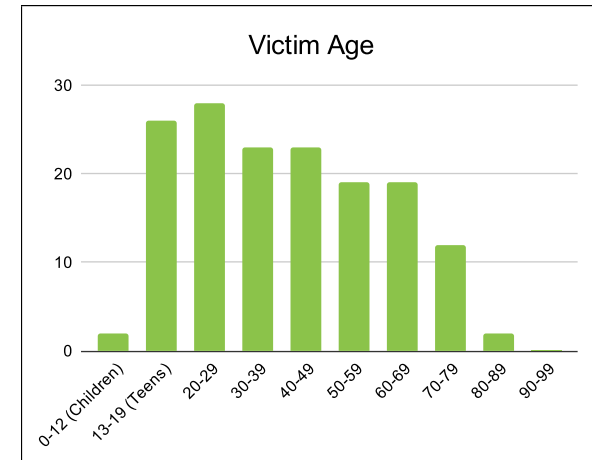
Victim Gender		
Male	112	71%
Female	42	27%
Unknown	0	0%

Victim Age		
0-12 (Children)	2	1%
13-19 (Teens)	26	17%
20-29	28	18%
30-39	23	15%
40-49	23	15%
50-59	19	12%
60-69	19	12%
70-79	12	8%
80-89	2	1%
90-99	0	0%



Speed		
Yes	52	33%
No	74	47%
Unknown	6	4%
Not Known Yet	25	16%

Safety Equipment		
	Seat Belt Use	Helmet Use
Yes/Correct	36	6
Yes/Not Correct	3	0
Yes/Unknown	1	1
No	46	13
Unknown	6	0
Not Applicable	50	124
Not Known Yet	15	13



*These numbers are preliminary and could change at anytime. The information in this report is based off the data available at the time the report was created. For questions please contact the Traffic Records Supervisor at the Utah Highway Safety Office.*