

Statewide Fatalities

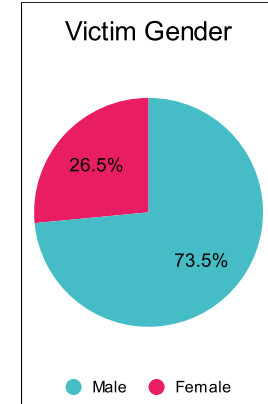
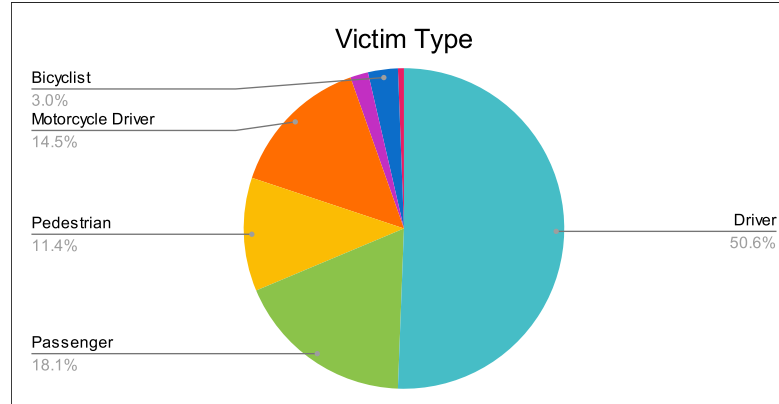
8/7/2023

Crash Details	
Total Fatal Crashes	145
Fatalities	166

Victim Type		
Driver	84	51%
Passenger	30	18%
Pedestrian	19	11%
Motorcycle Driver	24	14%
Motorcycle Passenger	3	2%
Bicyclist	5	3%
Person on Personal Conveyance	1	1%

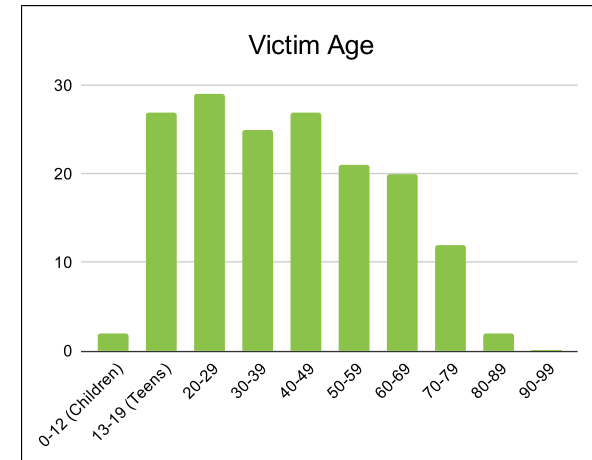
Victim Gender		
Male	122	73%
Female	44	27%
Unknown	0	0%

Victim Age		
0-12 (Children)	2	1%
13-19 (Teens)	27	16%
20-29	29	17%
30-39	25	15%
40-49	27	16%
50-59	21	13%
60-69	20	12%
70-79	12	7%
80-89	2	1%
90-99	0	0%



Speed		
Yes	51	31%
No	78	47%
Unknown	6	4%
Not Known Yet	31	19%

Safety Equipment		
	Seat Belt Use	Helmet Use
Yes/Correct	38	6
Yes/Not Correct	5	0
Yes/Unknown	1	1
No	50	15
Unknown	6	0
Not Applicable	53	130
Not Known Yet	13	14



These numbers are preliminary and could change at anytime. The information in this report is based off the data available at the time the report was created.

For questions please contact the Traffic Records Supervisor at the Utah Highway Safety Office.