

# Statewide Fatalities

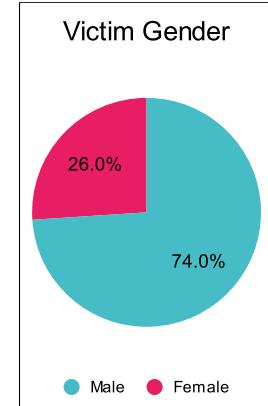
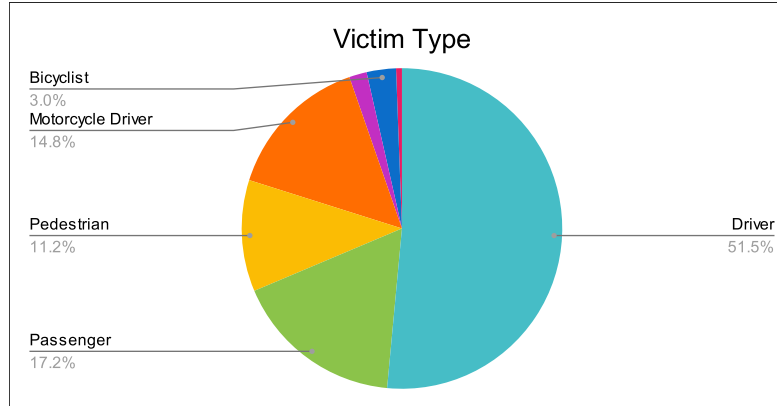
8/14/2023

Crash Details	
Total Fatal Crashes	148
Fatalities	169

Victim Type		
Driver	87	51%
Passenger	29	17%
Pedestrian	19	11%
Motorcycle Driver	25	15%
Motorcycle Passenger	3	2%
Bicyclist	5	3%
Person on Personal Conveyance	1	1%

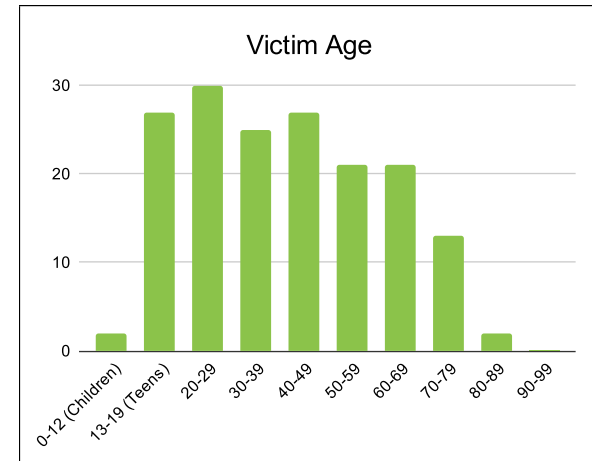
Victim Gender		
Male	125	74%
Female	44	26%
Unknown	0	0%

Victim Age		
0-12 (Children)	2	1%
13-19 (Teens)	27	16%
20-29	30	18%
30-39	25	15%
40-49	27	16%
50-59	21	12%
60-69	21	12%
70-79	13	8%
80-89	2	1%
90-99	0	0%



Speed		
Yes	54	32%
No	80	47%
Unknown	6	4%
Not Known Yet	29	17%

Safety Equipment		
	Seat Belt Use	Helmet Use
Yes/Correct	39	7
Yes/Not Correct	5	0
Yes/Unknown	1	1
No	50	16
Unknown	7	0
Not Applicable	54	132
Not Known Yet	13	13



*These numbers are preliminary and could change at anytime. The information in this report is based off the data available at the time the report was created.*

*For questions please contact the Traffic Records Supervisor at the Utah Highway Safety Office.*