

Statewide Fatalities

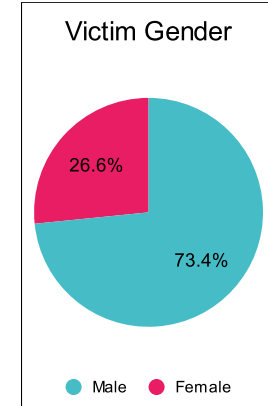
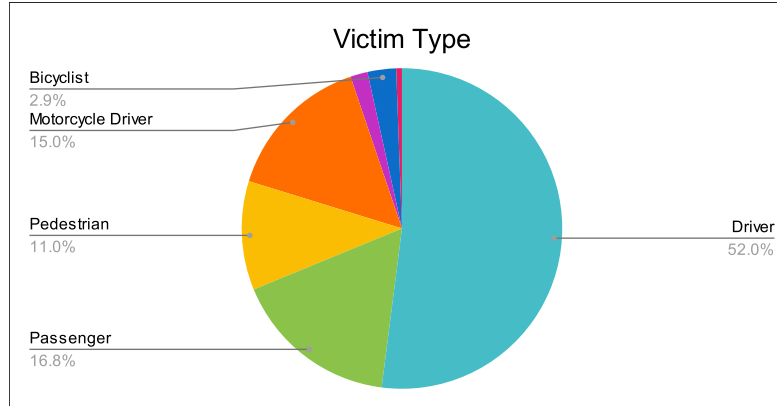
8/21/2023

| Crash Details | |
|---------------------|-----|
| Total Fatal Crashes | 152 |
| Fatalities | 173 |

| Victim Type | | |
|-------------------------------|----|-----|
| Driver | 90 | 52% |
| Passenger | 29 | 17% |
| Pedestrian | 19 | 11% |
| Motorcycle Driver | 26 | 15% |
| Motorcycle Passenger | 3 | 2% |
| Bicyclist | 5 | 3% |
| Person on Personal Conveyance | 1 | 1% |

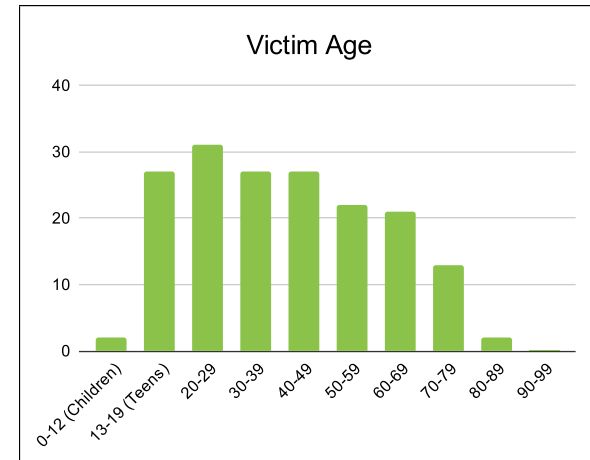
| Victim Gender | | |
|---------------|-----|-----|
| Male | 127 | 73% |
| Female | 46 | 27% |
| Unknown | 0 | 0% |

| Victim Age | | |
|-----------------|----|-----|
| 0-12 (Children) | 2 | 1% |
| 13-19 (Teens) | 27 | 16% |
| 20-29 | 31 | 18% |
| 30-39 | 27 | 16% |
| 40-49 | 27 | 16% |
| 50-59 | 22 | 13% |
| 60-69 | 21 | 12% |
| 70-79 | 13 | 8% |
| 80-89 | 2 | 1% |
| 90-99 | 0 | 0% |



| Speed | | |
|---------------|----|-----|
| Yes | 54 | 31% |
| No | 82 | 47% |
| Unknown | 7 | 4% |
| Not Known Yet | 30 | 17% |

| Safety Equipment | | |
|------------------|---------------|------------|
| | Seat Belt Use | Helmet Use |
| Yes/Correct | 41 | 7 |
| Yes/Not Correct | 5 | 0 |
| Yes/Unknown | 1 | 2 |
| No | 50 | 18 |
| Unknown | 7 | 0 |
| Not Applicable | 55 | 135 |
| Not Known Yet | 14 | 11 |



These numbers are preliminary and could change at anytime. The information in this report is based off the data available at the time the report was created.

For questions please contact the Traffic Records Supervisor at the Utah Highway Safety Office.