

Statewide Fatalities

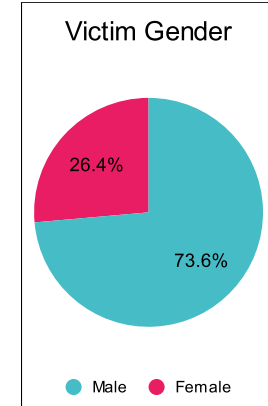
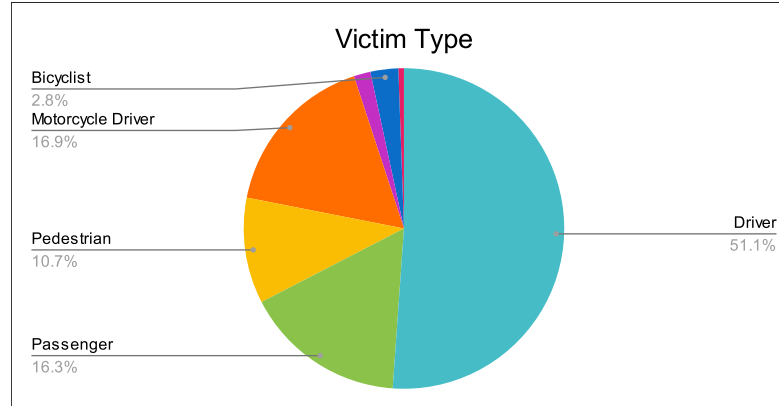
8/29/2023

Crash Details	
Total Fatal Crashes	156
Fatalities	178

Victim Type		
Driver	91	51%
Passenger	29	16%
Pedestrian	19	11%
Motorcycle Driver	30	17%
Motorcycle Passenger	3	2%
Bicyclist	5	3%
Person on Personal Conveyance	1	1%

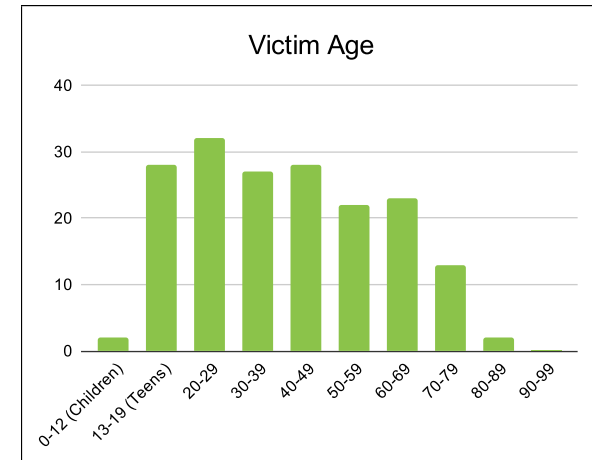
Victim Gender		
Male	131	74%
Female	47	26%
Unknown	0	0%

Victim Age		
0-12 (Children)	2	1%
13-19 (Teens)	28	16%
20-29	32	18%
30-39	27	15%
40-49	28	16%
50-59	22	12%
60-69	23	13%
70-79	13	7%
80-89	2	1%
90-99	0	0%



Speed		
Yes	55	31%
No	85	48%
Unknown	7	4%
Not Known Yet	31	17%

Safety Equipment		
	Seat Belt Use	Helmet Use
Yes/Correct	42	7
Yes/Not Correct	5	0
Yes/Unknown	1	2
No	51	19
Unknown	7	0
Not Applicable	59	136
Not Known Yet	13	14



These numbers are preliminary and could change at anytime. The information in this report is based off the data available at the time the report was created. For questions please contact the Traffic Records Supervisor at the Utah Highway Safety Office.