

Statewide Fatalities

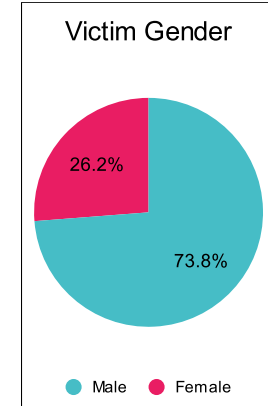
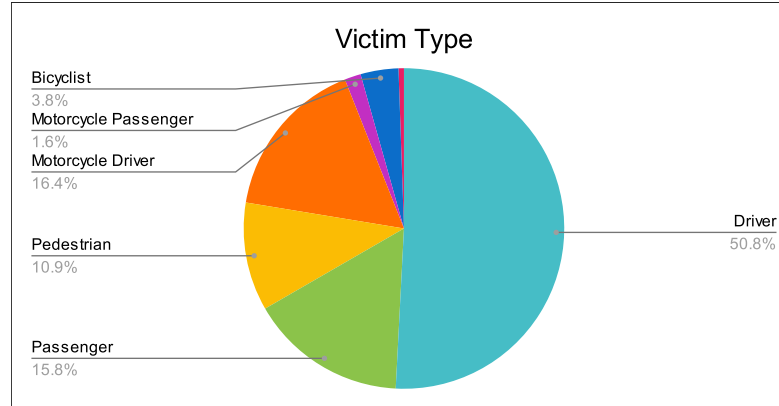
9/5/2023

Crash Details	
Total Fatal Crashes	161
Fatalities	183

Victim Type		
Driver	93	51%
Passenger	29	16%
Pedestrian	20	11%
Motorcycle Driver	30	16%
Motorcycle Passenger	3	2%
Bicyclist	7	4%
Person on Personal Conveyance	1	1%

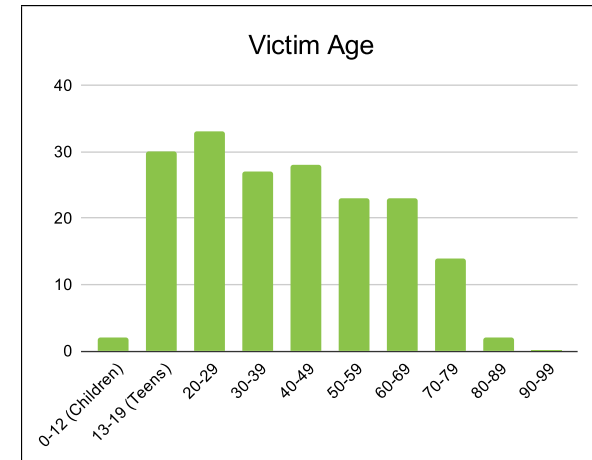
Victim Gender		
Male	135	74%
Female	48	26%
Unknown	0	0%

Victim Age		
0-12 (Children)	2	1%
13-19 (Teens)	30	16%
20-29	33	18%
30-39	27	15%
40-49	28	15%
50-59	23	13%
60-69	23	13%
70-79	14	8%
80-89	2	1%
90-99	0	0%



Speed		
Yes	60	33%
No	87	48%
Unknown	7	4%
Not Known Yet	29	16%

Safety Equipment		
	Seat Belt Use	Helmet Use
Yes/Correct	43	9
Yes/Not Correct	5	0
Yes/Unknown	2	2
No	51	19
Unknown	8	0
Not Applicable	62	139
Not Known Yet	12	14



These numbers are preliminary and could change at anytime. The information in this report is based off the data available at the time the report was created.

For questions please contact the Traffic Records Supervisor at the Utah Highway Safety Office.