

# Statewide Fatalities

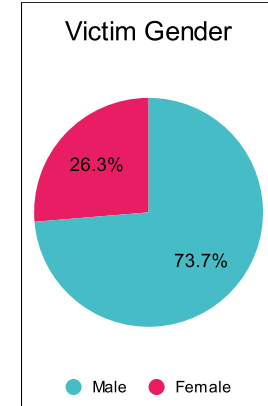
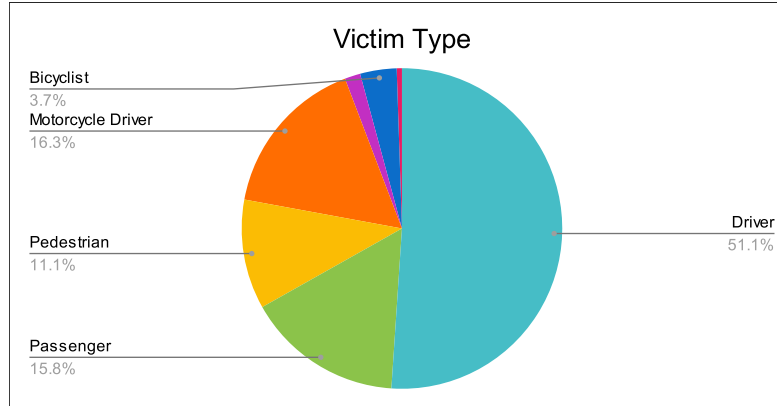
9/11/2023

Crash Details	
Total Fatal Crashes	167
Fatalities	190

Victim Type		
Driver	97	51%
Passenger	30	16%
Pedestrian	21	11%
Motorcycle Driver	31	16%
Motorcycle Passenger	3	2%
Bicyclist	7	4%
Person on Personal Conveyance	1	1%

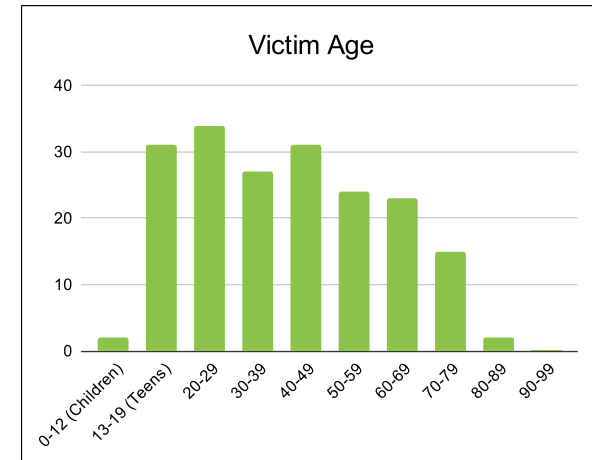
Victim Gender		
Male	140	74%
Female	50	26%
Unknown	0	0%

Victim Age		
0-12 (Children)	2	1%
13-19 (Teens)	31	16%
20-29	34	18%
30-39	27	14%
40-49	31	16%
50-59	24	13%
60-69	23	12%
70-79	15	8%
80-89	2	1%
90-99	0	0%



Speed		
Yes	63	33%
No	92	48%
Unknown	8	4%
Not Known Yet	27	14%

Safety Equipment		
	Seat Belt Use	Helmet Use
Yes/Correct	48	10
Yes/Not Correct	6	0
Yes/Unknown	1	2
No	55	18
Unknown	7	0
Not Applicable	64	145
Not Known Yet	9	15



*These numbers are preliminary and could change at anytime. The information in this report is based off the data available at the time the report was created. For questions please contact the Traffic Records Supervisor at the Utah Highway Safety Office.*