

Statewide Fatalities

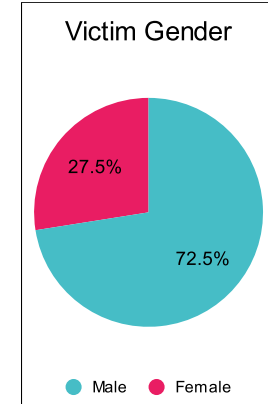
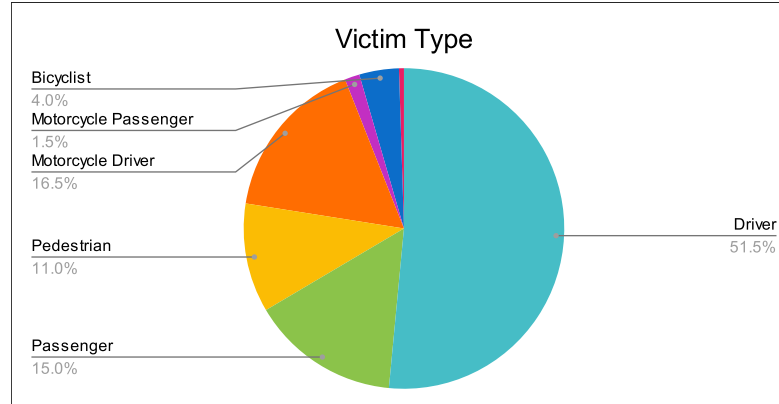
9/18/2023

Crash Details	
Total Fatal Crashes	176
Fatalities	200

Victim Type		
Driver	103	52%
Passenger	30	15%
Pedestrian	22	11%
Motorcycle Driver	33	17%
Motorcycle Passenger	3	2%
Bicyclist	8	4%
Person on Personal Conveyance	1	1%

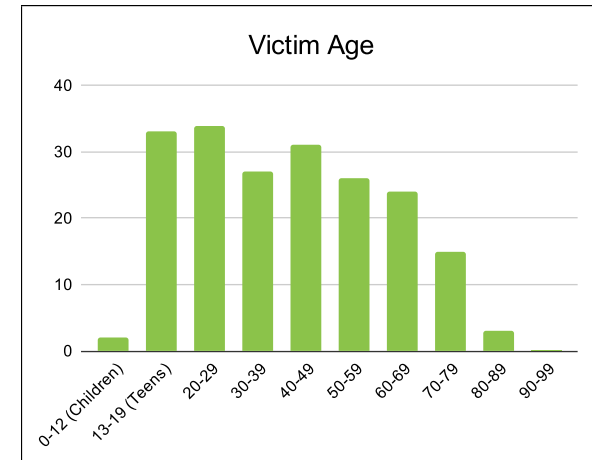
Victim Gender		
Male	145	73%
Female	55	28%
Unknown	0	0%

Victim Age		
0-12 (Children)	2	1%
13-19 (Teens)	33	17%
20-29	34	17%
30-39	27	14%
40-49	31	16%
50-59	26	13%
60-69	24	12%
70-79	15	8%
80-89	3	2%
90-99	0	0%



Speed		
Yes	65	33%
No	97	49%
Unknown	8	4%
Not Known Yet	25	13%

	Safety Equipment	
	Seat Belt Use	Helmet Use
Yes/Correct	50	11
Yes/Not Correct	5	1
Yes/Unknown	1	2
No	59	21
Unknown	8	0
Not Applicable	68	152
Not Known Yet	8	13



These numbers are preliminary and could change at anytime. The information in this report is based off the data available at the time the report was created.

For questions please contact the Traffic Records Supervisor at the Utah Highway Safety Office.