



# Statewide Fatalities

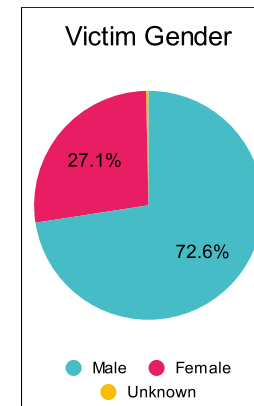
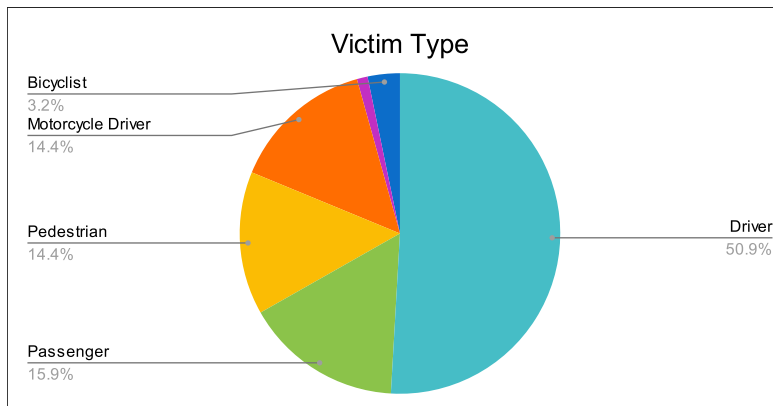
2023

Crash Details	
Total Fatal Crashes	248
Fatalities	277

Victim Type		
Driver	141	51%
Passenger	44	16%
Pedestrian	40	14%
Motorcycle Driver	40	14%
Motorcycle Passenger	3	1%
Bicyclist	9	3%
Person on Personal Conveyance	0	0%

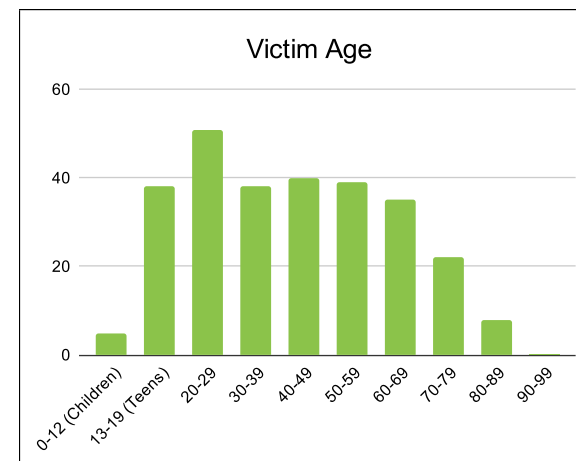
Victim Gender		
Male	201	73%
Female	75	27%
Unknown	1	0%

Victim Age		
0-12 (Children)	5	2%
13-19 (Teens)	38	14%
20-29	51	18%
30-39	38	14%
40-49	40	14%
50-59	39	14%
60-69	35	13%
70-79	22	8%
80-89	8	3%
90-99	0	0%



Speed		
Yes	89	32%
No	149	54%
Unknown	17	6%
Not Known Yet	22	8%

	Safety Equipment	
	Seat Belt Use	Helmet Use
Yes/Correct	67	18
Yes/Not Correct	10	1
Yes/Unknown	4	2
No	72	31
Unknown	17	1
Not Applicable	93	218
Not Known Yet	14	6



*These numbers are preliminary and could change at anytime. The information in this report is based off the data available at the time the report was created. For questions please contact the Traffic Records Supervisor at the Utah Highway Safety Office.*