

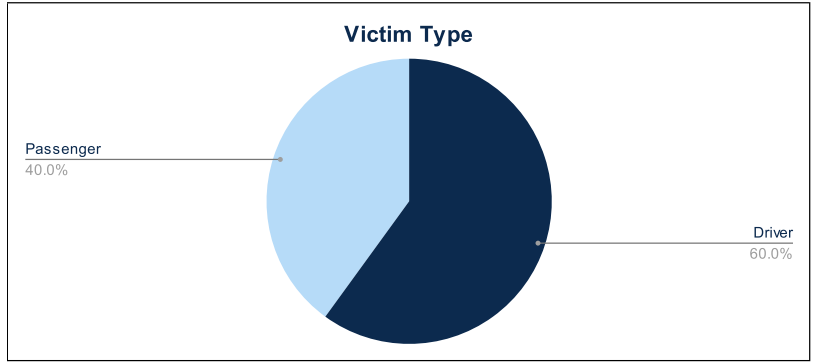


# Statewide Fatalities

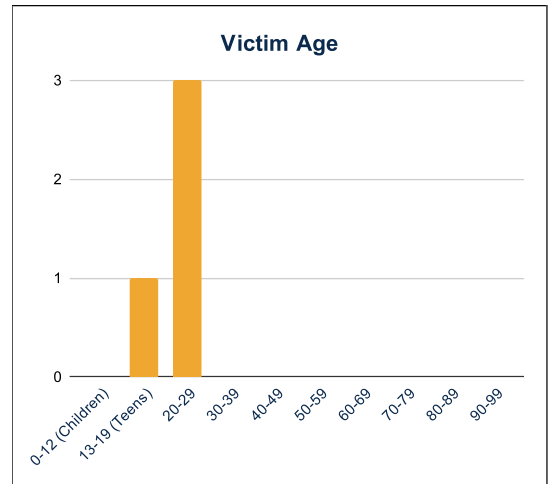
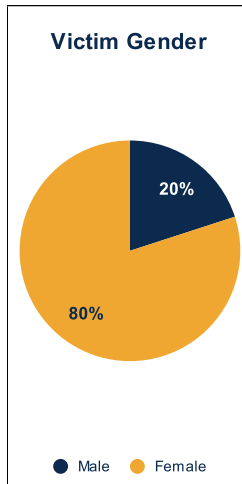
01/08/2024

Crash Details	
Total Fatal Crashes	4
Fatalities	5

Victim Type		
Driver	3	60%
Passenger	2	40%
Pedestrian	0	0%
Motorcycle Driver	0	0%
Motorcycle Passenger	0	0%
Bicyclist	0	0%
Person on Personal Conveyance	0	0%

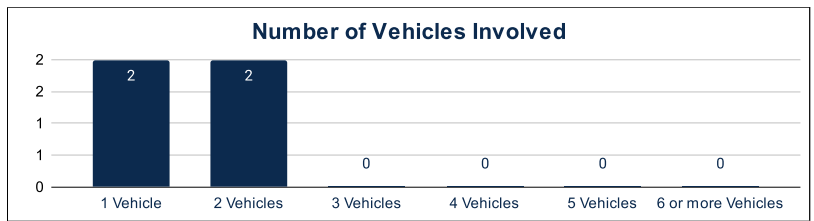


Victim Gender		
Male	1	20%
Female	4	80%
Unknown	0	0%



Victim Age		
0-12 (Children)	0	0%
13-19 (Teens)	1	20%
20-29	3	60%
30-39	0	0%
40-49	0	0%
50-59	0	0%
60-69	0	0%
70-79	0	0%
80-89	0	0%
90-99	0	0%

Number of Vehicles Involved		
1 Vehicle	2	50%
2 Vehicles	2	50%
3 Vehicles	0	0%
4 Vehicles	0	0%
5 Vehicles	0	0%
6 or more Vehicles	0	0%



Safety Equipment		
	Seat Belt Use	Helmet Use
Yes/Correct	0	0
Yes/Not Correct	0	0
Yes/Unknown	0	0
No	3	0
Unknown	0	0
Not Applicable	0	5
Not Known Yet	2	0

Contributing Circumstances		
Failed to Yield Right-of-Way	0	0%
Disregarded Traffic Signs/Signals	0	0%
Followed too Closely	0	0%
Improper Stopping	0	0%
Improper Passing	0	0%
Improper Turn	0	0%
Improper Lane Usage	0	0%
Aggressive/Reckless Driving	0	0%
Wrong-Way Driving	1	20%
Distracted Driving	0	0%
Drowsy Driving	0	0%
Over-Correcting	0	0%
Suspected DUI	0	0%
Hit & Run	0	0%

Speed		
Yes	0	0%
No	0	0%
Unknown	0	0%
Not Known Yet	5	100%

*These numbers are preliminary and could change at anytime. The information in this report is based off the data available at the time the report was created. For any questions, please contact the Traffic Records Supervisor at the Utah Highway Safety Office.*