

# Statewide Fatalities

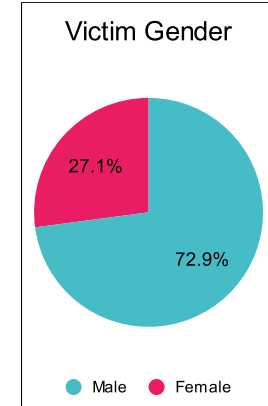
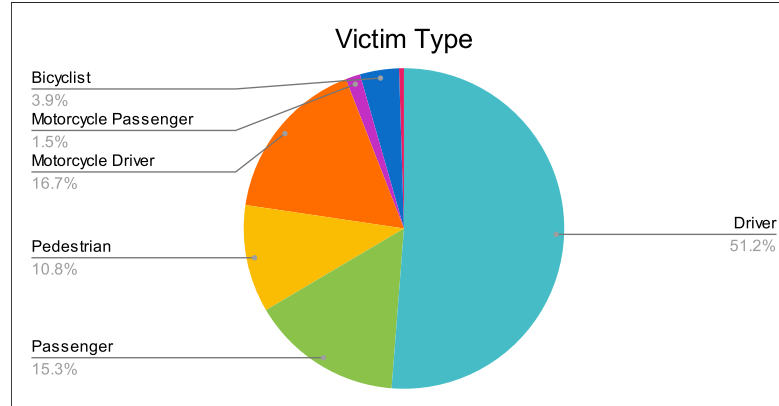
9/25/2023

Crash Details	
Total Fatal Crashes	178
Fatalities	203

Victim Type		
Driver	104	51%
Passenger	31	15%
Pedestrian	22	11%
Motorcycle Driver	34	17%
Motorcycle Passenger	3	1%
Bicyclist	8	4%
Person on Personal Conveyance	1	0%

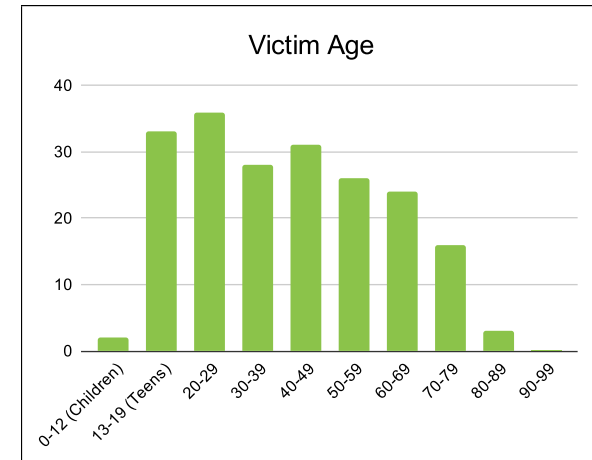
Victim Gender		
Male	148	73%
Female	55	27%
Unknown	0	0%

Victim Age		
0-12 (Children)	2	1%
13-19 (Teens)	33	16%
20-29	36	18%
30-39	28	14%
40-49	31	15%
50-59	26	13%
60-69	24	12%
70-79	16	8%
80-89	3	1%
90-99	0	0%



Speed		
Yes	66	33%
No	97	48%
Unknown	8	4%
Not Known Yet	25	12%

	Safety Equipment	
	Seat Belt Use	Helmet Use
Yes/Correct	50	11
Yes/Not Correct	5	1
Yes/Unknown	1	2
No	61	22
Unknown	8	0
Not Applicable	69	154
Not Known Yet	8	13



*These numbers are preliminary and could change at anytime. The information in this report is based off the data available at the time the report was created.*

*For questions please contact the Traffic Records Supervisor at the Utah Highway Safety Office.*