

Statewide Fatalities

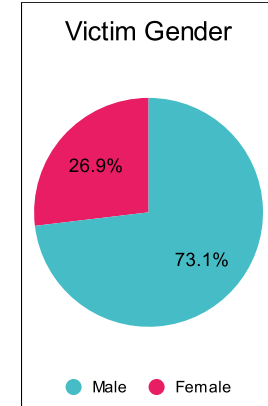
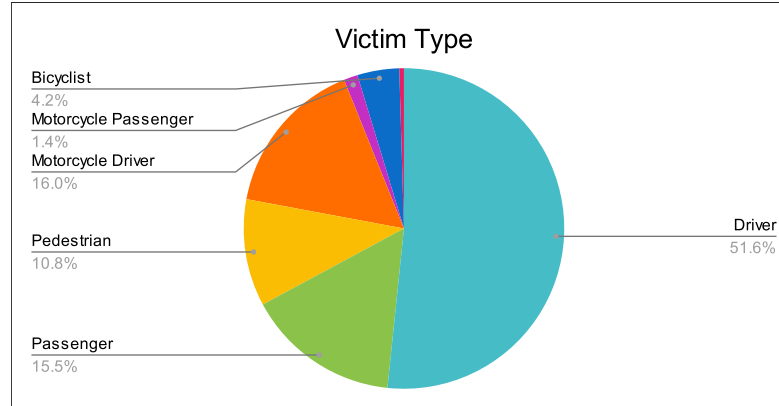
10/2/2023

Crash Details	
Total Fatal Crashes	188
Fatalities	213

Victim Type		
Driver	110	52%
Passenger	33	15%
Pedestrian	23	11%
Motorcycle Driver	34	16%
Motorcycle Passenger	3	1%
Bicyclist	9	4%
Person on Personal Conveyance	1	0%

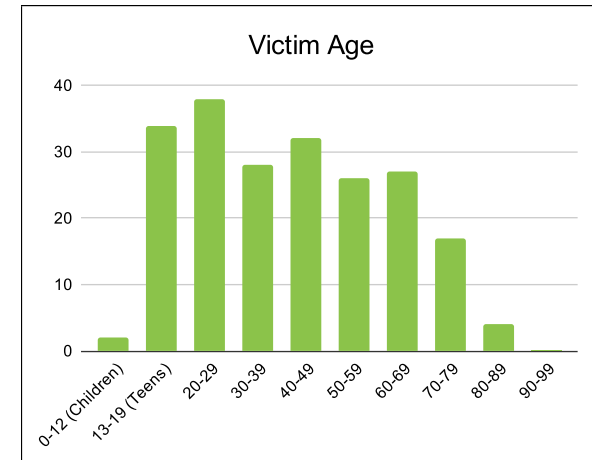
Victim Gender		
Male	155	73%
Female	57	27%
Unknown	0	0%

Victim Age		
0-12 (Children)	2	1%
13-19 (Teens)	34	16%
20-29	38	18%
30-39	28	13%
40-49	32	15%
50-59	26	12%
60-69	27	13%
70-79	17	8%
80-89	4	2%
90-99	0	0%



Speed		
Yes	69	32%
No	98	46%
Unknown	8	4%
Not Known Yet	25	12%

Safety Equipment		
	Seat Belt Use	Helmet Use
Yes/Correct	52	11
Yes/Not Correct	5	1
Yes/Unknown	1	2
No	63	22
Unknown	8	0
Not Applicable	71	163
Not Known Yet	8	13



These numbers are preliminary and could change at anytime. The information in this report is based off the data available at the time the report was created.

For questions please contact the Traffic Records Supervisor at the Utah Highway Safety Office.