

Statewide Fatalities

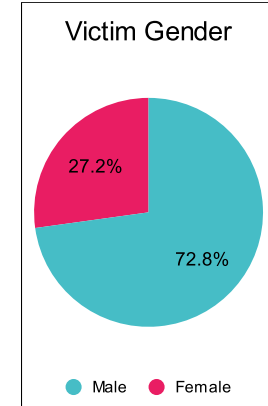
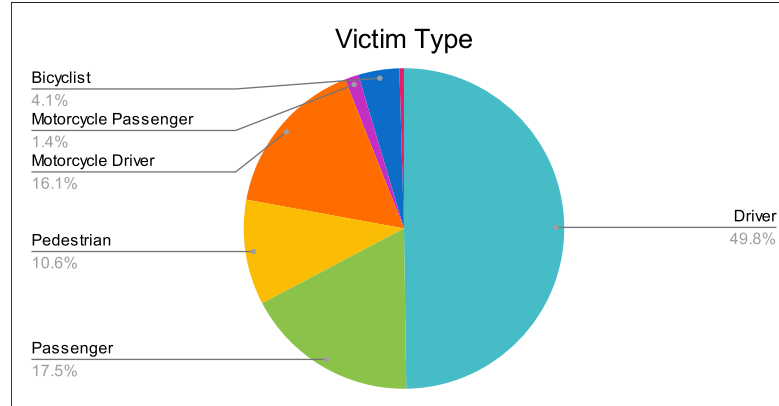
10/10/2023

Crash Details	
Total Fatal Crashes	192
Fatalities	218

Victim Type		
Driver	108	50%
Passenger	38	17%
Pedestrian	23	11%
Motorcycle Driver	35	16%
Motorcycle Passenger	3	1%
Bicyclist	9	4%
Person on Personal Conveyance	1	0%

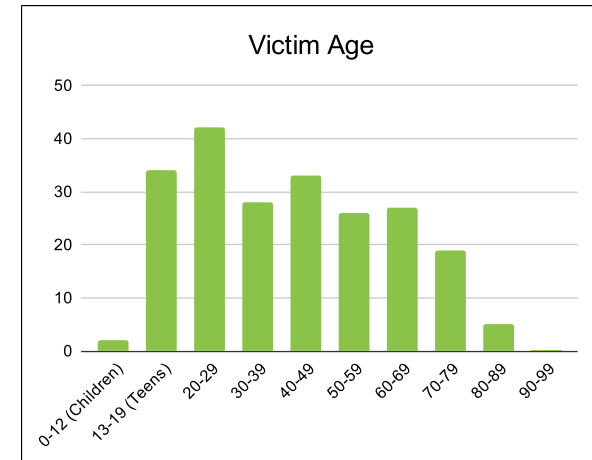
Victim Gender		
Male	158	72%
Female	59	27%
Unknown	0	0%

Victim Age		
0-12 (Children)	2	1%
13-19 (Teens)	34	16%
20-29	42	19%
30-39	28	13%
40-49	33	15%
50-59	26	12%
60-69	27	12%
70-79	19	9%
80-89	5	2%
90-99	0	0%



Speed		
Yes	72	33%
No	101	46%
Unknown	9	4%
Not Known Yet	35	16%

	Safety Equipment	
	Seat Belt Use	Helmet Use
Yes/Correct	54	11
Yes/Not Correct	5	1
Yes/Unknown	2	2
No	63	21
Unknown	8	0
Not Applicable	72	164
Not Known Yet	13	19



These numbers are preliminary and could change at anytime. The information in this report is based off the data available at the time the report was created.

For questions please contact the Traffic Records Supervisor at the Utah Highway Safety Office.