

Statewide Fatalities

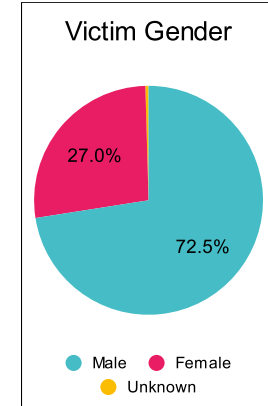
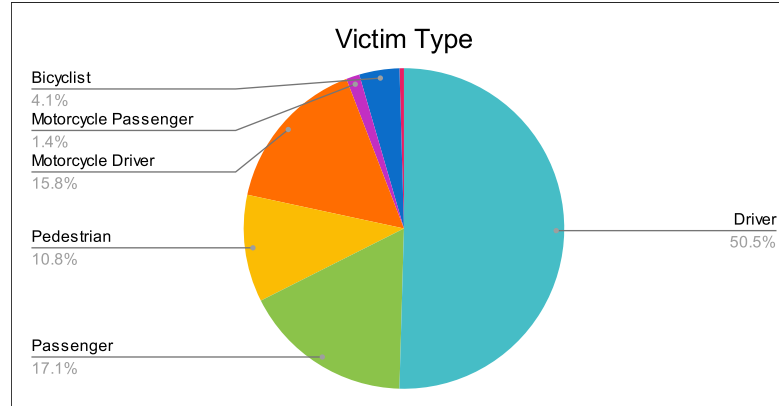
10/16/2023

Crash Details	
Total Fatal Crashes	196
Fatalities	222

Victim Type		
Driver	112	50%
Passenger	38	17%
Pedestrian	24	11%
Motorcycle Driver	35	16%
Motorcycle Passenger	3	1%
Bicyclist	9	4%
Person on Personal Conveyance	1	0%

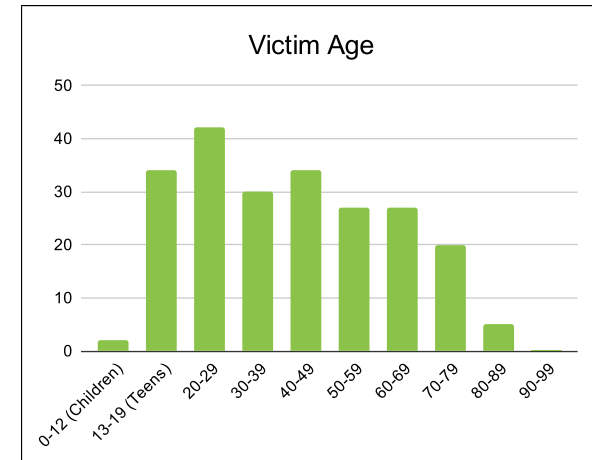
Victim Gender		
Male	161	73%
Female	60	27%
Unknown	1	0%

Victim Age		
0-12 (Children)	2	1%
13-19 (Teens)	34	15%
20-29	42	19%
30-39	30	14%
40-49	34	15%
50-59	27	12%
60-69	27	12%
70-79	20	9%
80-89	5	2%
90-99	0	0%



Speed		
Yes	72	32%
No	101	45%
Unknown	10	5%
Not Known Yet	38	17%

	Safety Equipment	
	Seat Belt Use	Helmet Use
Yes/Correct	54	11
Yes/Not Correct	5	1
Yes/Unknown	2	2
No	64	21
Unknown	8	0
Not Applicable	73	169
Not Known Yet	15	18



These numbers are preliminary and could change at anytime. The information in this report is based off the data available at the time the report was created.

For questions please contact the Traffic Records Supervisor at the Utah Highway Safety Office.