

Statewide Fatalities

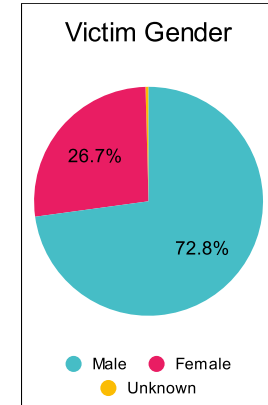
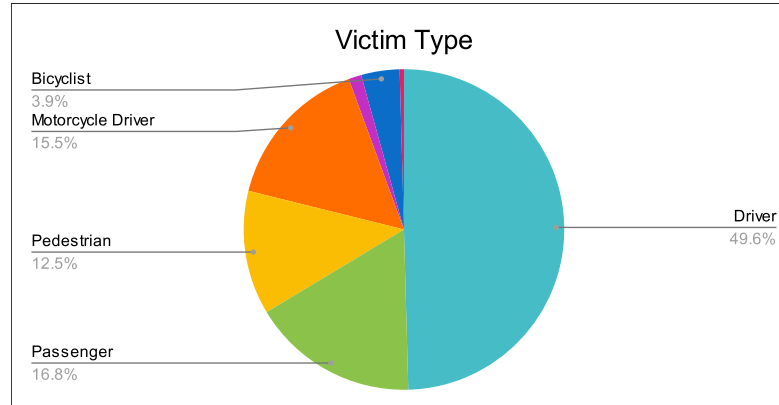
10/23/2023

Crash Details	
Total Fatal Crashes	206
Fatalities	232

Victim Type		
Driver	115	50%
Passenger	39	17%
Pedestrian	29	13%
Motorcycle Driver	36	16%
Motorcycle Passenger	3	1%
Bicyclist	9	4%
Person on Personal Conveyance	1	0%

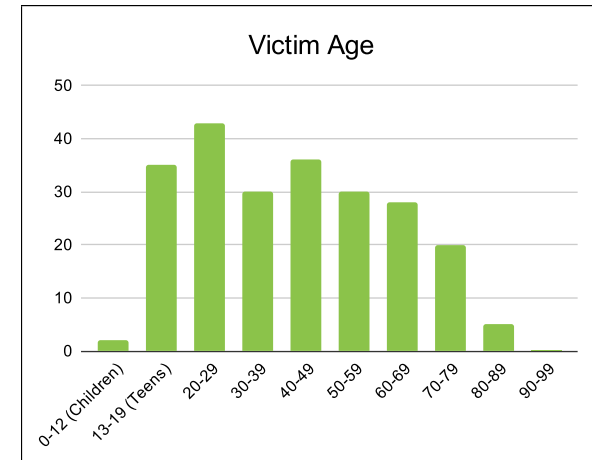
Victim Gender		
Male	169	73%
Female	62	27%
Unknown	1	0%

Victim Age		
0-12 (Children)	2	1%
13-19 (Teens)	35	15%
20-29	43	19%
30-39	30	13%
40-49	36	16%
50-59	30	13%
60-69	28	12%
70-79	20	9%
80-89	5	2%
90-99	0	0%



Speed		
Yes	75	32%
No	112	48%
Unknown	11	5%
Not Known Yet	33	14%

Safety Equipment		
	Seat Belt Use	Helmet Use
Yes/Correct	54	12
Yes/Not Correct	5	1
Yes/Unknown	3	2
No	65	26
Unknown	9	0
Not Applicable	79	176
Not Known Yet	16	15



These numbers are preliminary and could change at anytime. The information in this report is based off the data available at the time the report was created.

For questions please contact the Traffic Records Supervisor at the Utah Highway Safety Office.