

Statewide Fatalities

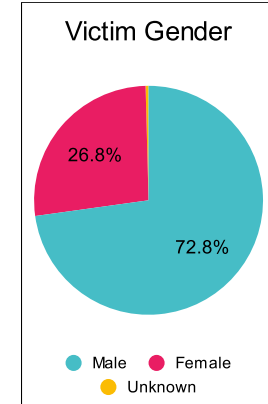
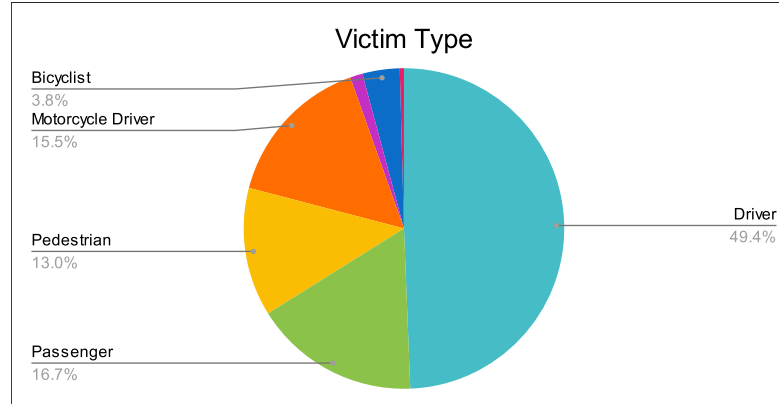
10/30/2023

Crash Details	
Total Fatal Crashes	213
Fatalities	239

Victim Type		
Driver	118	49%
Passenger	40	17%
Pedestrian	31	13%
Motorcycle Driver	37	15%
Motorcycle Passenger	3	1%
Bicyclist	9	4%
Person on Personal Conveyance	1	0%

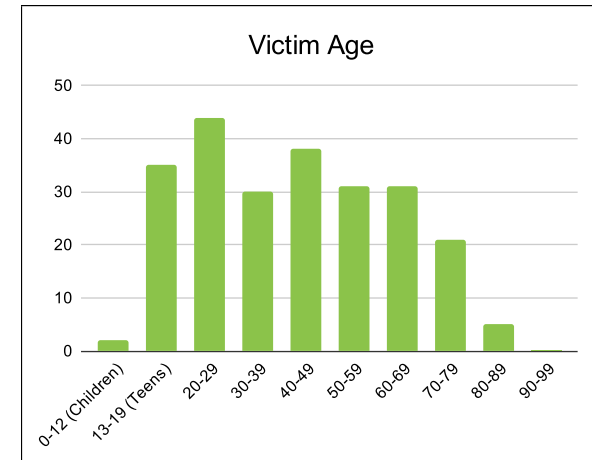
Victim Gender		
Male	174	73%
Female	64	27%
Unknown	1	0%

Victim Age		
0-12 (Children)	2	1%
13-19 (Teens)	35	15%
20-29	44	18%
30-39	30	13%
40-49	38	16%
50-59	31	13%
60-69	31	13%
70-79	21	9%
80-89	5	2%
90-99	0	0%



Speed		
Yes	77	32%
No	119	50%
Unknown	12	5%
Not Known Yet	30	13%

	Safety Equipment	
	Seat Belt Use	Helmet Use
Yes/Correct	56	14
Yes/Not Correct	6	1
Yes/Unknown	3	2
No	69	28
Unknown	9	0
Not Applicable	82	182
Not Known Yet	13	12



These numbers are preliminary and could change at anytime. The information in this report is based off the data available at the time the report was created.

For questions please contact the Traffic Records Supervisor at the Utah Highway Safety Office.