



Statewide Fatalities

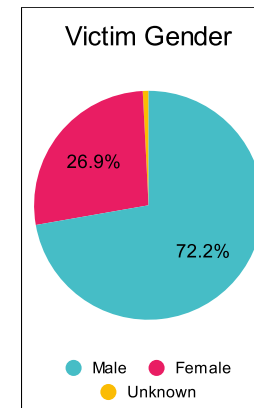
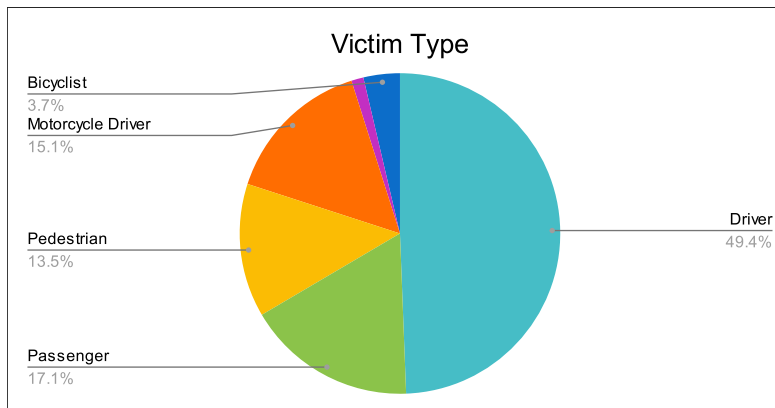
11/06/2023

Crash Details	
Total Fatal Crashes	218
Fatalities	245

Victim Type		
Driver	121	49%
Passenger	42	17%
Pedestrian	33	13%
Motorcycle Driver	37	15%
Motorcycle Passenger	3	1%
Bicyclist	9	4%
Person on Personal Conveyance	0	0%

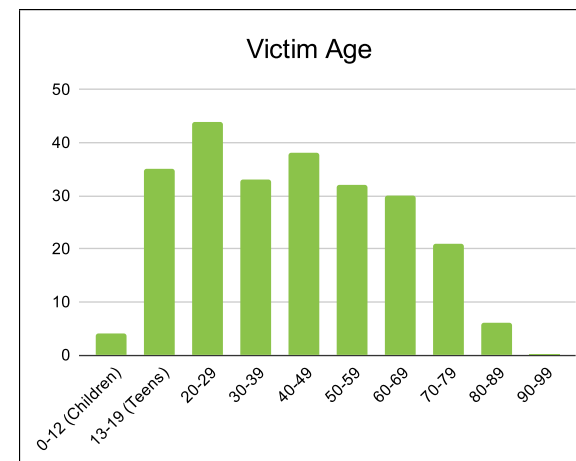
Victim Gender		
Male	177	72%
Female	66	27%
Unknown	2	1%

Victim Age		
0-12 (Children)	4	2%
13-19 (Teens)	35	14%
20-29	44	18%
30-39	33	13%
40-49	38	16%
50-59	32	13%
60-69	30	12%
70-79	21	9%
80-89	6	2%
90-99	0	0%



Speed		
Yes	78	32%
No	125	51%
Unknown	13	5%
Not Known Yet	28	11%

	Safety Equipment	
	Seat Belt Use	Helmet Use
Yes/Correct	55	17
Yes/Not Correct	7	1
Yes/Unknown	3	2
No	69	28
Unknown	9	0
Not Applicable	83	188
Not Known Yet	18	9



These numbers are preliminary and could change at anytime. The information in this report is based off the data available at the time the report was created. For questions please contact the Traffic Records Supervisor at the Utah Highway Safety Office.