



Statewide Fatalities

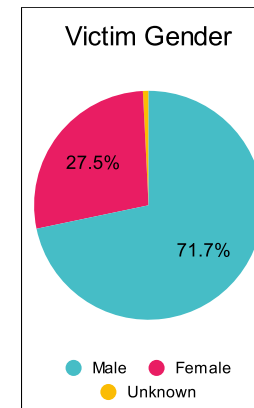
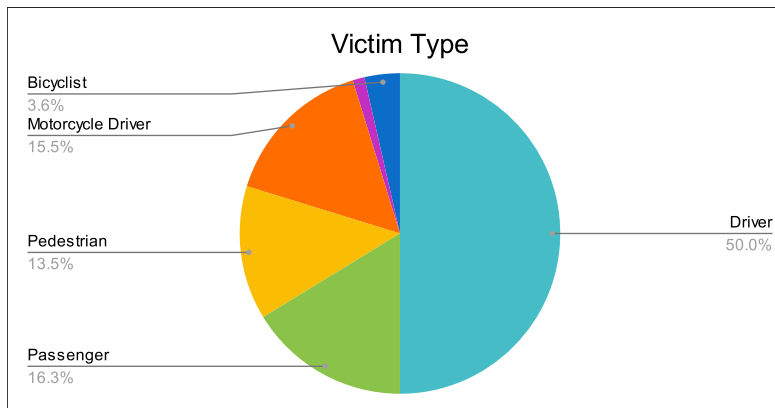
11/13/2023

Crash Details	
Total Fatal Crashes	224
Fatalities	252

Victim Type		
Driver	126	50%
Passenger	41	16%
Pedestrian	34	13%
Motorcycle Driver	39	15%
Motorcycle Passenger	3	1%
Bicyclist	9	4%
Person on Personal Conveyance	0	0%

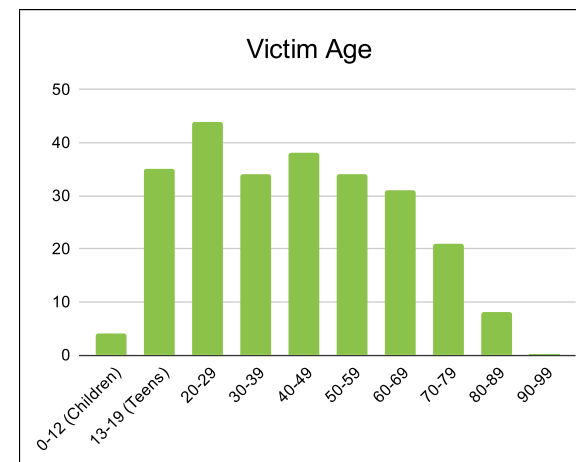
Victim Gender		
Male	180	71%
Female	69	27%
Unknown	2	1%

Victim Age		
0-12 (Children)	4	2%
13-19 (Teens)	35	14%
20-29	44	17%
30-39	34	13%
40-49	38	15%
50-59	34	13%
60-69	31	12%
70-79	21	8%
80-89	8	3%
90-99	0	0%



Speed		
Yes	78	31%
No	125	50%
Unknown	14	6%
Not Known Yet	34	13%

	Safety Equipment	
	Seat Belt Use	Helmet Use
Yes/Correct	55	17
Yes/Not Correct	7	1
Yes/Unknown	3	2
No	68	28
Unknown	12	1
Not Applicable	86	193
Not Known Yet	20	10



These numbers are preliminary and could change at anytime. The information in this report is based off the data available at the time the report was created.

For questions please contact the Traffic Records Supervisor at the Utah Highway Safety Office.