



Statewide Fatalities

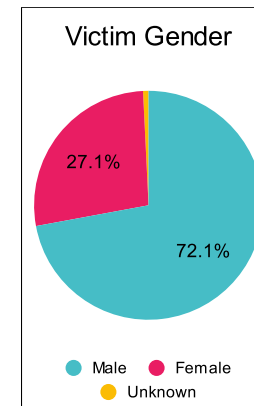
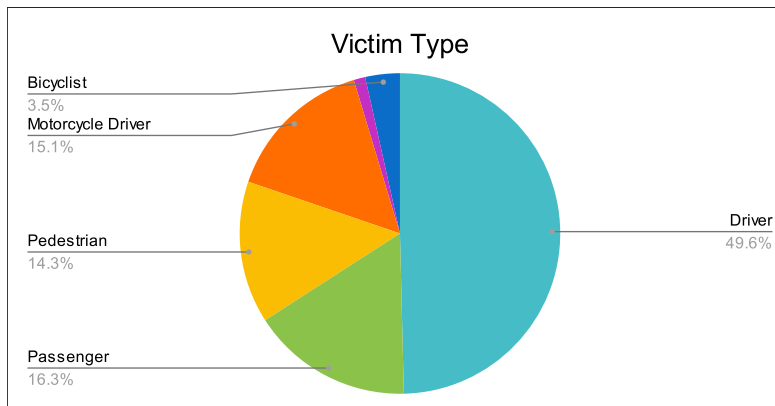
11/21/2023

Crash Details	
Total Fatal Crashes	230
Fatalities	258

Victim Type		
Driver	128	50%
Passenger	42	16%
Pedestrian	37	14%
Motorcycle Driver	39	15%
Motorcycle Passenger	3	1%
Bicyclist	9	3%
Person on Personal Conveyance	0	0%

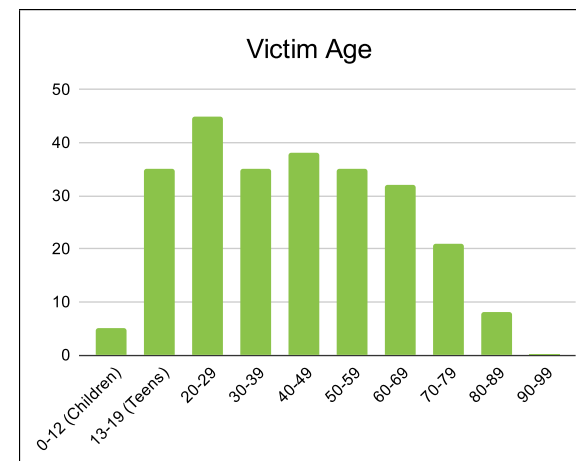
Victim Gender		
Male	186	72%
Female	70	27%
Unknown	2	1%

Victim Age		
0-12 (Children)	5	2%
13-19 (Teens)	35	14%
20-29	45	17%
30-39	35	14%
40-49	38	15%
50-59	35	14%
60-69	32	12%
70-79	21	8%
80-89	8	3%
90-99	0	0%



Speed		
Yes	80	31%
No	129	50%
Unknown	14	5%
Not Known Yet	34	13%

	Safety Equipment	
	Seat Belt Use	Helmet Use
Yes/Correct	57	18
Yes/Not Correct	7	1
Yes/Unknown	3	2
No	67	28
Unknown	13	1
Not Applicable	89	197
Not Known Yet	21	11



These numbers are preliminary and could change at anytime. The information in this report is based off the data available at the time the report was created. For questions please contact the Traffic Records Supervisor at the Utah Highway Safety Office.