



# Statewide Fatalities

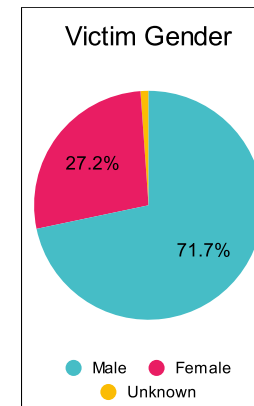
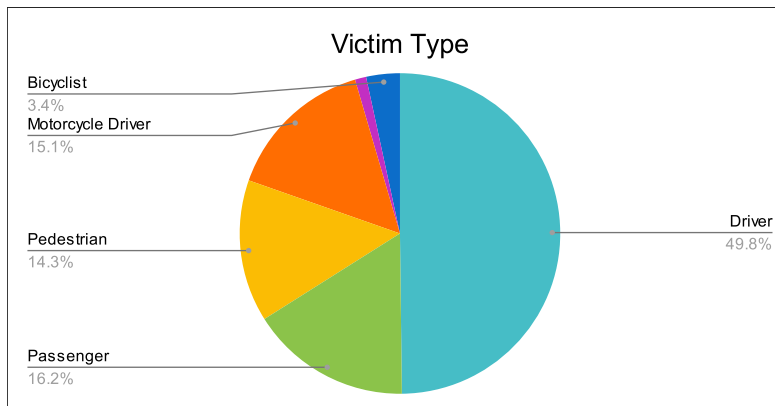
11/27/2023

Crash Details	
Total Fatal Crashes	236
Fatalities	265

Victim Type		
Driver	132	50%
Passenger	43	16%
Pedestrian	38	14%
Motorcycle Driver	40	15%
Motorcycle Passenger	3	1%
Bicyclist	9	3%
Person on Personal Conveyance	0	0%

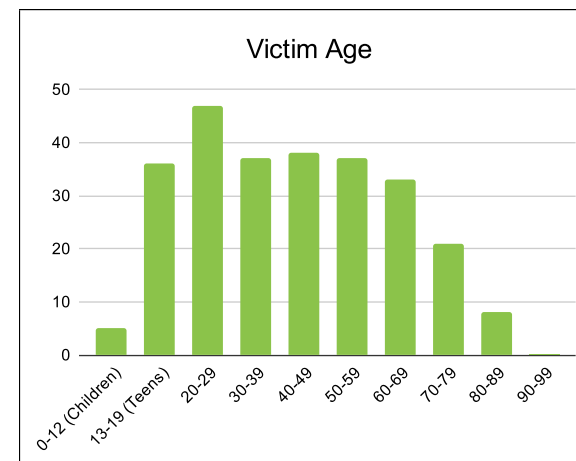
Victim Gender		
Male	190	72%
Female	72	27%
Unknown	3	1%

Victim Age		
0-12 (Children)	5	2%
13-19 (Teens)	36	14%
20-29	47	18%
30-39	37	14%
40-49	38	14%
50-59	37	14%
60-69	33	12%
70-79	21	8%
80-89	8	3%
90-99	0	0%



Speed		
Yes	83	31%
No	136	51%
Unknown	15	6%
Not Known Yet	31	12%

	Safety Equipment	
	Seat Belt Use	Helmet Use
Yes/Correct	62	18
Yes/Not Correct	9	1
Yes/Unknown	4	2
No	69	29
Unknown	13	1
Not Applicable	90	204
Not Known Yet	18	10



*These numbers are preliminary and could change at anytime. The information in this report is based off the data available at the time the report was created. For questions please contact the Traffic Records Supervisor at the Utah Highway Safety Office.*