



# Statewide Fatalities

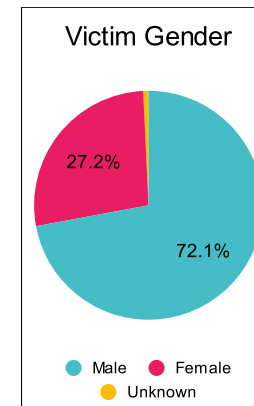
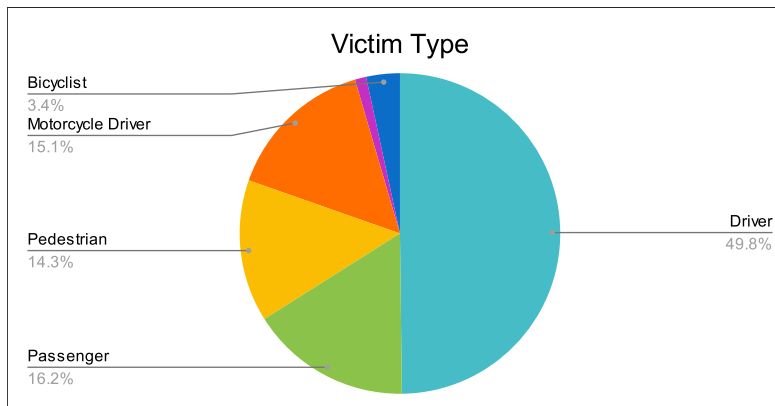
12/04/2023

Crash Details	
Total Fatal Crashes	236
Fatalities	265

Victim Type		
Driver	132	50%
Passenger	43	16%
Pedestrian	38	14%
Motorcycle Driver	40	15%
Motorcycle Passenger	3	1%
Bicyclist	9	3%
Person on Personal Conveyance	0	0%

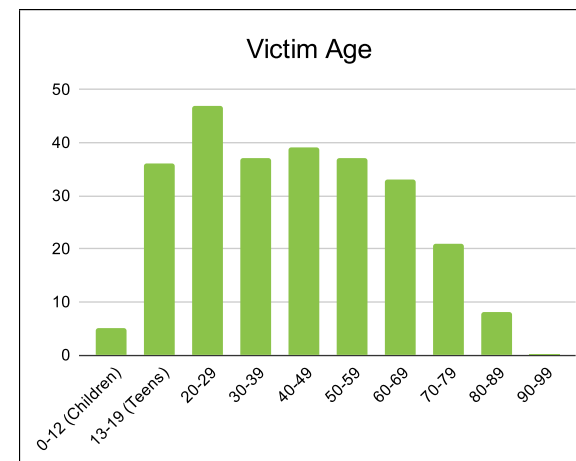
Victim Gender		
Male	191	72%
Female	72	27%
Unknown	2	1%

Victim Age		
0-12 (Children)	5	2%
13-19 (Teens)	36	14%
20-29	47	18%
30-39	37	14%
40-49	39	15%
50-59	37	14%
60-69	33	12%
70-79	21	8%
80-89	8	3%
90-99	0	0%



Speed		
Yes	86	32%
No	143	54%
Unknown	16	6%
Not Known Yet	20	8%

Safety Equipment		
	Seat Belt Use	Helmet Use
Yes/Correct	63	18
Yes/Not Correct	9	1
Yes/Unknown	4	2
No	70	31
Unknown	16	1
Not Applicable	90	205
Not Known Yet	13	7



*These numbers are preliminary and could change at anytime. The information in this report is based off the data available at the time the report was created. For questions please contact the Traffic Records Supervisor at the Utah Highway Safety Office.*