



Statewide Fatalities

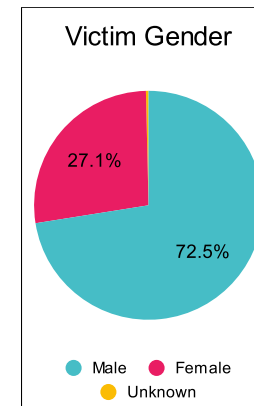
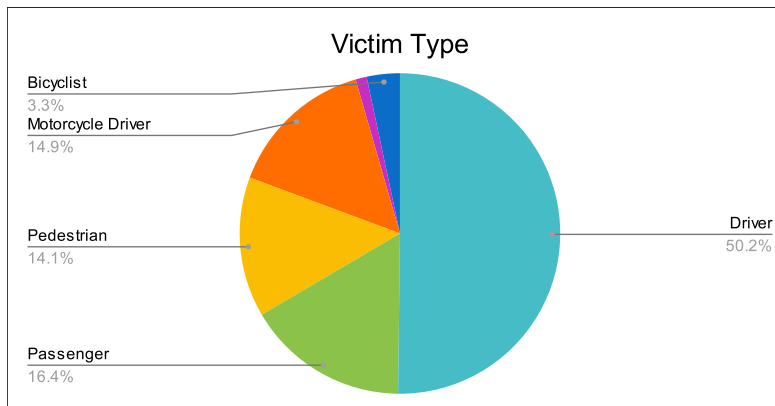
12/18/2023

Crash Details	
Total Fatal Crashes	240
Fatalities	269

Victim Type		
Driver	135	50%
Passenger	44	16%
Pedestrian	38	14%
Motorcycle Driver	40	15%
Motorcycle Passenger	3	1%
Bicyclist	9	3%
Person on Personal Conveyance	0	0%

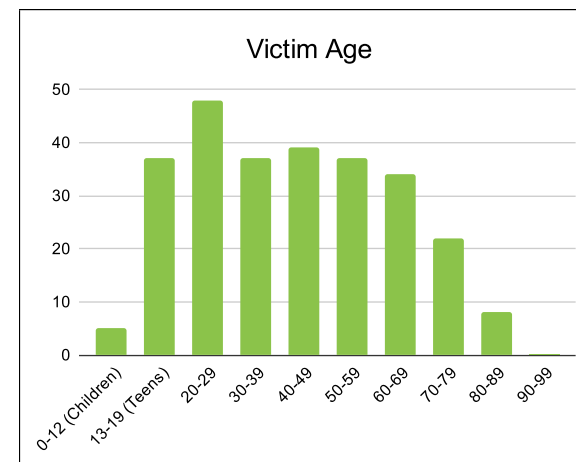
Victim Gender		
Male	195	72%
Female	73	27%
Unknown	1	0%

Victim Age		
0-12 (Children)	5	2%
13-19 (Teens)	37	14%
20-29	48	18%
30-39	37	14%
40-49	39	14%
50-59	37	14%
60-69	34	13%
70-79	22	8%
80-89	8	3%
90-99	0	0%



Speed		
Yes	89	33%
No	146	54%
Unknown	16	6%
Not Known Yet	18	7%

Safety Equipment		
	Seat Belt Use	Helmet Use
Yes/Correct	67	18
Yes/Not Correct	10	1
Yes/Unknown	4	2
No	71	31
Unknown	16	1
Not Applicable	91	210
Not Known Yet	10	6



These numbers are preliminary and could change at anytime. The information in this report is based off the data available at the time the report was created. For questions please contact the Traffic Records Supervisor at the Utah Highway Safety Office.