



Statewide Fatalities

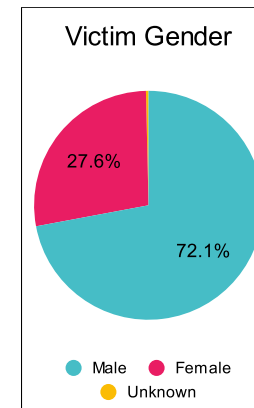
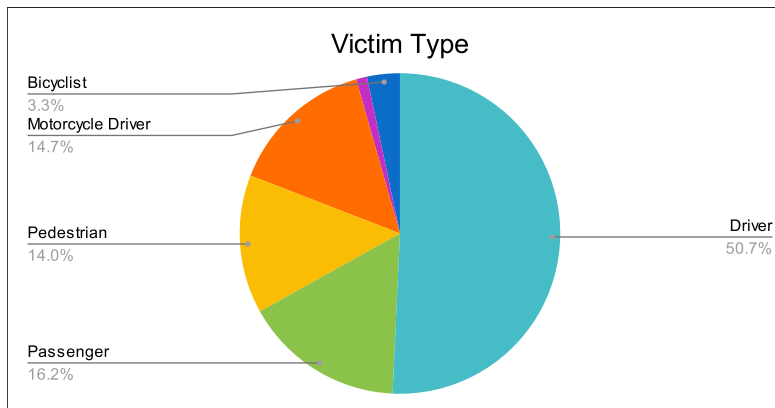
12/27/2023

Crash Details	
Total Fatal Crashes	243
Fatalities	272

Victim Type		
Driver	138	51%
Passenger	44	16%
Pedestrian	38	14%
Motorcycle Driver	40	15%
Motorcycle Passenger	3	1%
Bicyclist	9	3%
Person on Personal Conveyance	0	0%

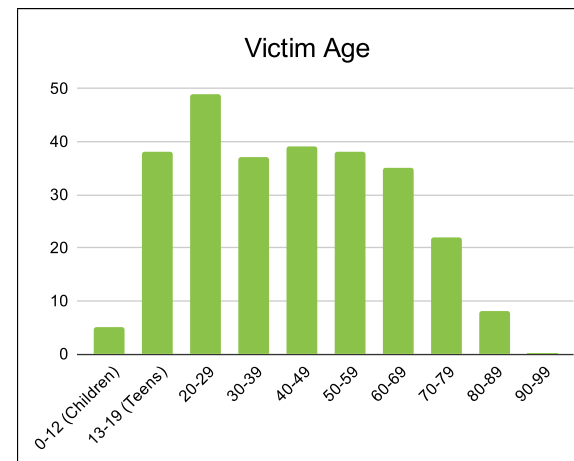
Victim Gender		
Male	196	72%
Female	75	28%
Unknown	1	0%

Victim Age		
0-12 (Children)	5	2%
13-19 (Teens)	38	14%
20-29	49	18%
30-39	37	14%
40-49	39	14%
50-59	38	14%
60-69	35	13%
70-79	22	8%
80-89	8	3%
90-99	0	0%



Speed		
Yes	89	33%
No	149	55%
Unknown	16	6%
Not Known Yet	18	7%

Safety Equipment		
	Seat Belt Use	Helmet Use
Yes/Correct	67	18
Yes/Not Correct	10	1
Yes/Unknown	4	2
No	71	31
Unknown	17	1
Not Applicable	91	213
Not Known Yet	12	6



These numbers are preliminary and could change at anytime. The information in this report is based off the data available at the time the report was created.

For questions please contact the Traffic Records Supervisor at the Utah Highway Safety Office.