

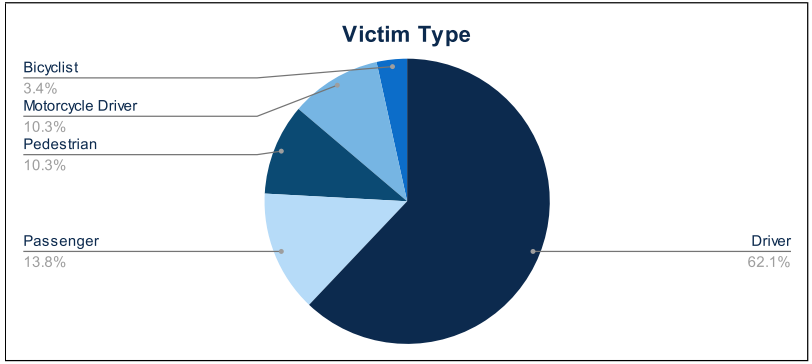


Statewide Fatalities

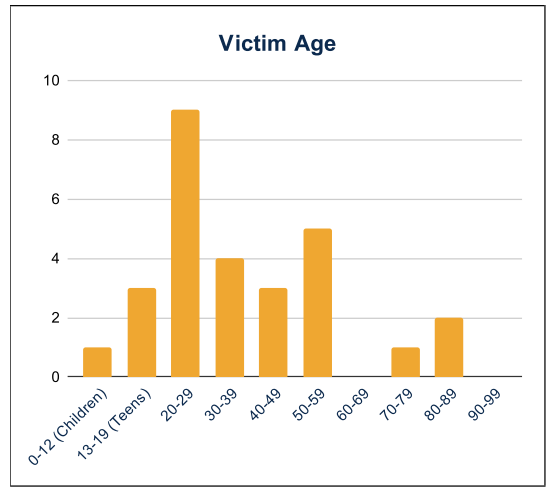
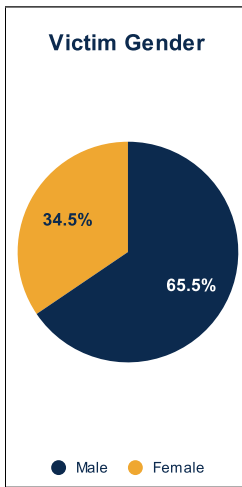
02/20/2024

| Crash Details | |
|---------------------|----|
| Total Fatal Crashes | 27 |
| Fatalities | 29 |

| Victim Type | | |
|-------------------------------|----|-----|
| Driver | 18 | 62% |
| Passenger | 4 | 14% |
| Pedestrian | 3 | 10% |
| Motorcycle Driver | 3 | 10% |
| Motorcycle Passenger | 0 | 0% |
| Bicyclist | 1 | 3% |
| Person on Personal Conveyance | 0 | 0% |

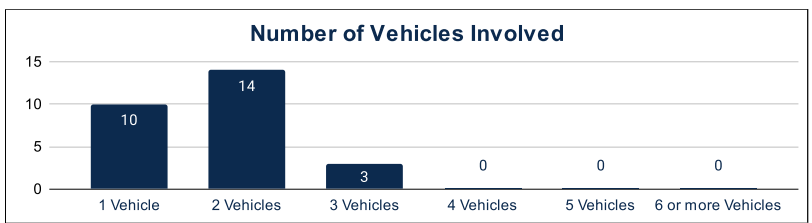


| Victim Gender | | |
|---------------|----|-----|
| Male | 19 | 66% |
| Female | 10 | 34% |
| Unknown | 0 | 0% |



| Victim Age | | |
|-----------------|---|-----|
| 0-12 (Children) | 1 | 3% |
| 13-19 (Teens) | 3 | 10% |
| 20-29 | 9 | 31% |
| 30-39 | 4 | 14% |
| 40-49 | 3 | 10% |
| 50-59 | 5 | 17% |
| 60-69 | 0 | 0% |
| 70-79 | 1 | 3% |
| 80-89 | 2 | 7% |
| 90-99 | 0 | 0% |

| Number of Vehicles Involved | | |
|-----------------------------|----|-----|
| 1 Vehicle | 10 | 37% |
| 2 Vehicles | 14 | 52% |
| 3 Vehicles | 3 | 11% |
| 4 Vehicles | 0 | 0% |
| 5 Vehicles | 0 | 0% |
| 6 or more Vehicles | 0 | 0% |



| Safety Equipment | | |
|------------------|---------------|------------|
| | Seat Belt Use | Helmet Use |
| Yes/Correct | 4 | 0 |
| Yes/Not Correct | 0 | 0 |
| Yes/Unknown | 1 | 0 |
| No | 7 | 1 |
| Unknown | 0 | 0 |
| Not Applicable | 8 | 24 |
| Not Known Yet | 7 | 4 |

| Contributing Circumstances | | |
|-----------------------------------|---|-----|
| Failed to Yield Right-of-Way | 2 | 7% |
| Disregarded Traffic Signs/Signals | 0 | 0% |
| Followed too Closely | 1 | 3% |
| Improper Stopping | 0 | 0% |
| Improper Passing | 0 | 0% |
| Improper Turn | 0 | 0% |
| Improper Lane Usage | 2 | 7% |
| Aggressive/Reckless Driving | 0 | 0% |
| Wrong-Way Driving | 3 | 10% |
| Distracted Driving | 0 | 0% |
| Drowsy Driving | 0 | 0% |
| Over-Correcting | 0 | 0% |
| Suspected DUI | 2 | 7% |
| Hit & Run | 1 | 3% |

| Speed | | |
|---------------|----|-----|
| Yes | 3 | 10% |
| No | 11 | 38% |
| Unknown | 0 | 0% |
| Not Known Yet | 14 | 48% |

These numbers are preliminary and could change at anytime. The information in this report is based off the data available at the time the report was created. For any questions, please contact the Traffic Records Supervisor at the Utah Highway Safety Office.