

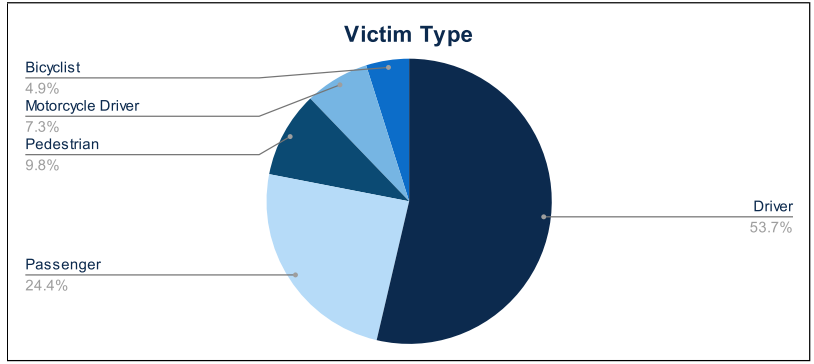


# Statewide Fatalities

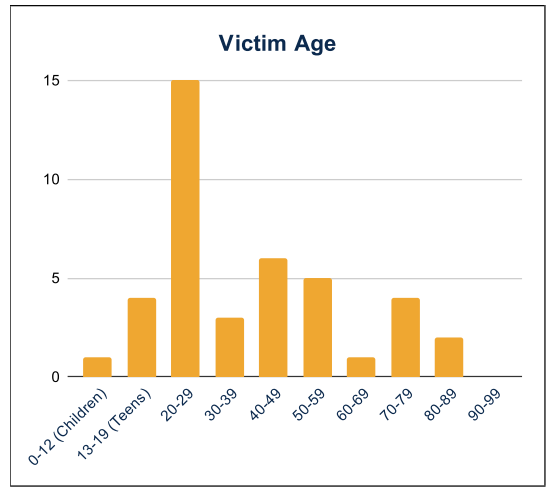
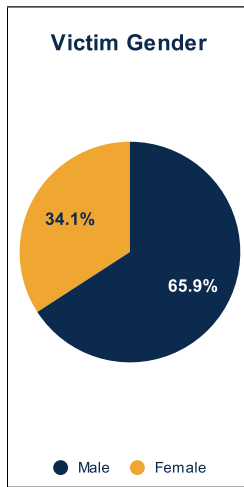
03/11/2024

Crash Details	
Total Fatal Crashes	36
Fatalities	41

Victim Type		
Driver	22	54%
Passenger	10	24%
Pedestrian	4	10%
Motorcycle Driver	3	7%
Motorcycle Passenger	0	0%
Bicyclist	2	5%
Person on Personal Conveyance	0	0%

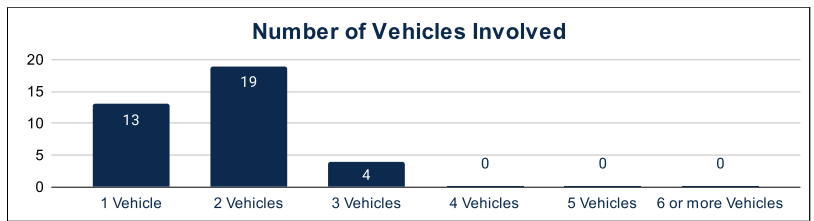


Victim Gender		
Male	27	66%
Female	14	34%
Unknown	0	0%



Victim Age		
0-12 (Children)	1	2%
13-19 (Teens)	4	10%
20-29	15	37%
30-39	3	7%
40-49	6	15%
50-59	5	12%
60-69	1	2%
70-79	4	10%
80-89	2	5%
90-99	0	0%

Number of Vehicles Involved		
1 Vehicle	13	36%
2 Vehicles	19	53%
3 Vehicles	4	11%
4 Vehicles	0	0%
5 Vehicles	0	0%
6 or more Vehicles	0	0%



Safety Equipment		
	Seat Belt Use	Helmet Use
Yes/Correct	7	0
Yes/Not Correct	0	0
Yes/Unknown	1	0
No	8	2
Unknown	1	0
Not Applicable	10	35
Not Known Yet	14	4

Contributing Circumstances		
Failed to Yield Right-of-Way	6	15%
Disregarded Traffic Signs/Signals	1	2%
Followed too Closely	1	2%
Improper Stopping	0	0%
Improper Passing	0	0%
Improper Turn	0	0%
Improper Lane Usage	2	5%
Aggressive/Reckless Driving	1	2%
Wrong-Way Driving	3	7%
Distracted Driving	0	0%
Drowsy Driving	0	0%
Over-Correcting	0	0%
Suspected DUI	4	10%
Hit & Run	1	2%

Speed		
Yes	3	7%
No	15	37%
Unknown	0	0%
Not Known Yet	23	56%

*These numbers are preliminary and could change at anytime. The information in this report is based off the data available at the time the report was created. For any questions, please contact the Traffic Records Supervisor at the Utah Highway Safety Office.*