

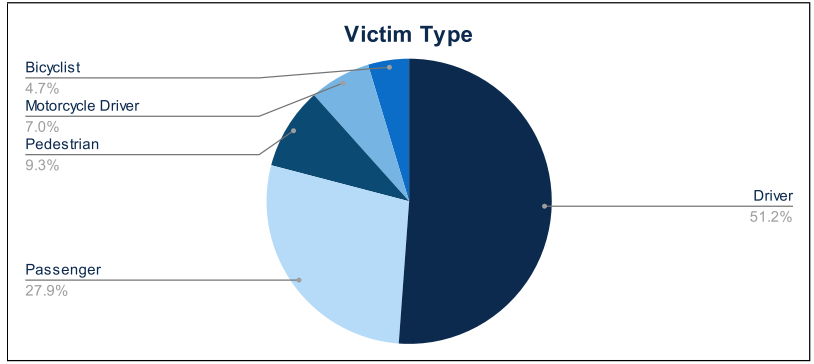


# Statewide Fatalities

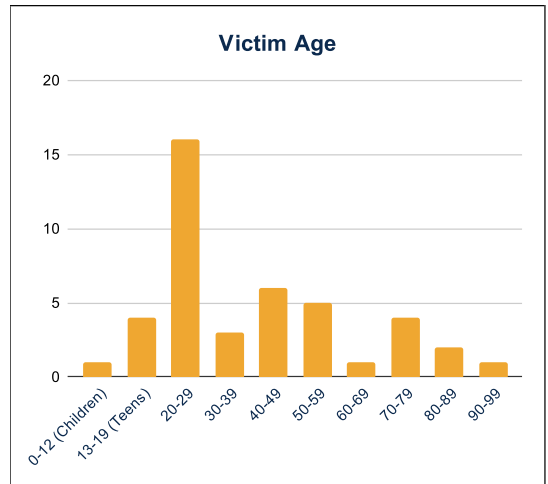
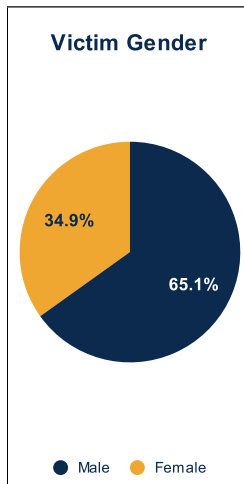
03/18/2024

Crash Details	
Total Fatal Crashes	38
Fatalities	43

Victim Type		
Driver	22	51%
Passenger	12	28%
Pedestrian	4	9%
Motorcycle Driver	3	7%
Motorcycle Passenger	0	0%
Bicyclist	2	5%
Person on Personal Conveyance	0	0%

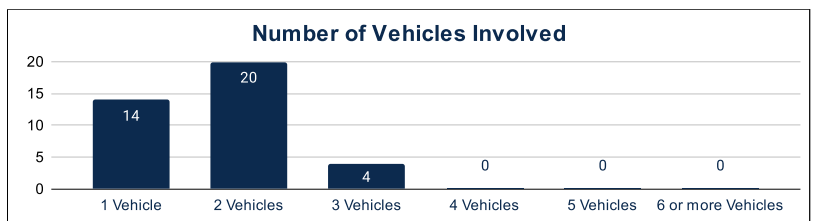


Victim Gender		
Male	28	65%
Female	15	35%
Unknown	0	0%



Victim Age		
0-12 (Children)	1	2%
13-19 (Teens)	4	9%
20-29	16	37%
30-39	3	7%
40-49	6	14%
50-59	5	12%
60-69	1	2%
70-79	4	9%
80-89	2	5%
90-99	1	2%

Number of Vehicles Involved		
1 Vehicle	14	37%
2 Vehicles	20	53%
3 Vehicles	4	11%
4 Vehicles	0	0%
5 Vehicles	0	0%
6 or more Vehicles	0	0%



	Safety Equipment	
	Seat Belt Use	Helmet Use
Yes/Correct	8	0
Yes/Not Correct	0	1
Yes/Unknown	1	0
No	11	2
Unknown	2	0
Not Applicable	10	37
Not Known Yet	11	3

Contributing Circumstances		
Failed to Yield Right-of-Way	7	16%
Disregarded Traffic Signs/Signals	1	2%
Followed too Closely	1	2%
Improper Stopping	0	0%
Improper Passing	0	0%
Improper Turn	0	0%
Improper Lane Usage	2	5%
Aggressive/Reckless Driving	1	2%
Wrong-Way Driving	4	9%
Distracted Driving	0	0%
Drowsy Driving	0	0%
Over-Correcting	0	0%
Suspected DUI	4	9%
Hit & Run	1	2%

Speed		
Yes	3	7%
No	18	42%
Unknown	0	0%
Not Known Yet	22	51%

*These numbers are preliminary and could change at anytime. The information in this report is based off the data available at the time the report was created. For any questions, please contact the Traffic Records Supervisor at the Utah Highway Safety Office.*