

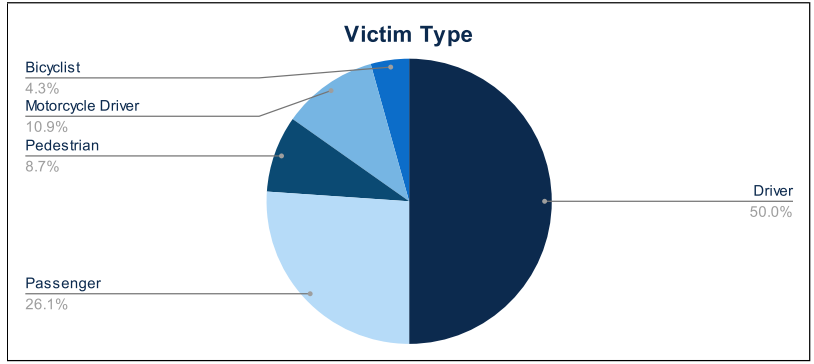


Statewide Fatalities

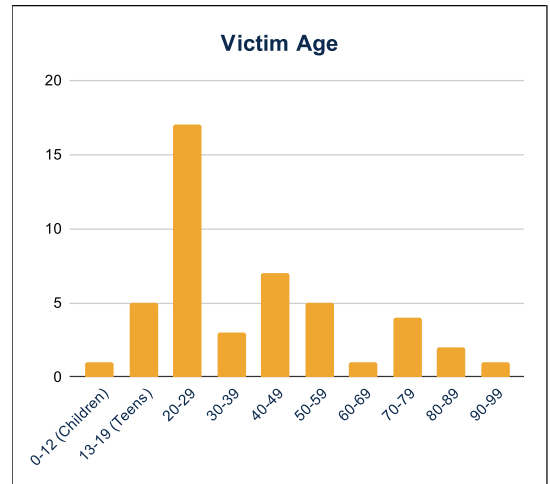
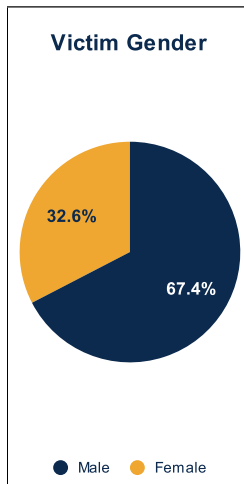
03/25/2024

Crash Details	
Total Fatal Crashes	41
Fatalities	46

Victim Type		
Driver	23	50%
Passenger	12	26%
Pedestrian	4	9%
Motorcycle Driver	5	11%
Motorcycle Passenger	0	0%
Bicyclist	2	4%
Person on Personal Conveyance	0	0%

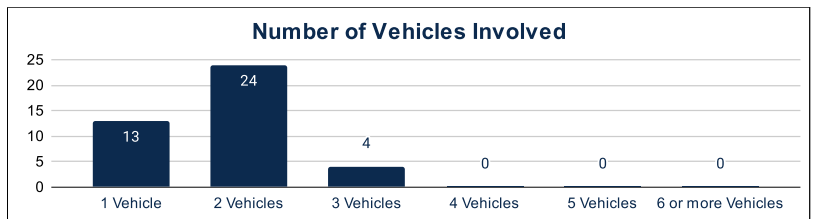


Victim Gender		
Male	31	67%
Female	15	33%
Unknown	0	0%



Victim Age		
0-12 (Children)	1	2%
13-19 (Teens)	5	11%
20-29	17	37%
30-39	3	7%
40-49	7	15%
50-59	5	11%
60-69	1	2%
70-79	4	9%
80-89	2	4%
90-99	1	2%

Number of Vehicles Involved		
1 Vehicle	13	32%
2 Vehicles	24	59%
3 Vehicles	4	10%
4 Vehicles	0	0%
5 Vehicles	0	0%
6 or more Vehicles	0	0%



Safety Equipment		
	Seat Belt Use	Helmet Use
Yes/Correct	10	0
Yes/Not Correct	0	1
Yes/Unknown	1	0
No	11	3
Unknown	2	0
Not Applicable	12	38
Not Known Yet	10	4

Contributing Circumstances		
Failed to Yield Right-of-Way	6	13%
Disregarded Traffic Signs/Signals	3	7%
Followed too Closely	1	2%
Improper Stopping	0	0%
Improper Passing	0	0%
Improper Turn	1	2%
Improper Lane Usage	2	4%
Aggressive/Reckless Driving	1	2%
Wrong-Way Driving	5	11%
Distracted Driving	0	0%
Drowsy Driving	0	0%
Over-Correcting	0	0%
Suspected DUI	4	9%
Hit & Run	1	2%

Speed		
Yes	3	7%
No	22	48%
Unknown	0	0%
Not Known Yet	21	46%

These numbers are preliminary and could change at anytime. The information in this report is based off the data available at the time the report was created. For any questions, please contact the Traffic Records Supervisor at the Utah Highway Safety Office.