

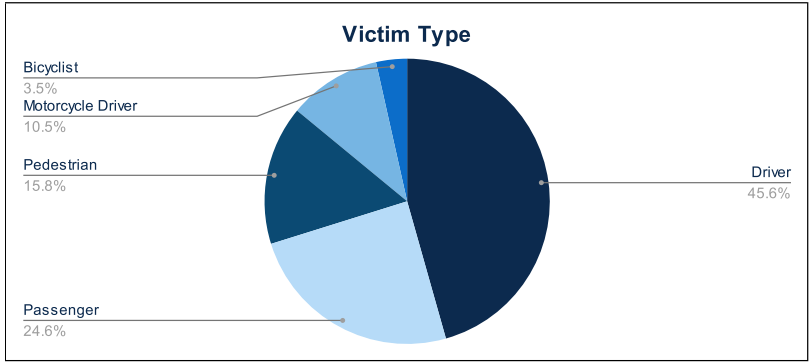


Statewide Fatalities

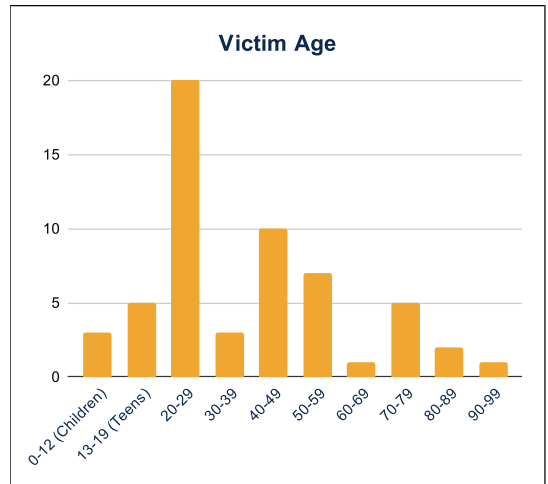
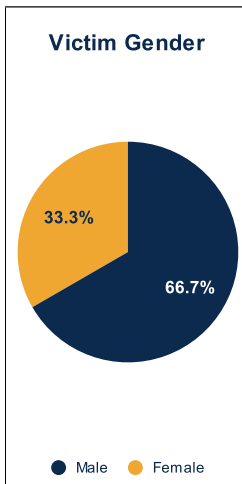
04/08/2024

Crash Details	
Total Fatal Crashes	51
Fatalities	57

Victim Type		
Driver	26	46%
Passenger	14	25%
Pedestrian	9	16%
Motorcycle Driver	6	11%
Motorcycle Passenger	0	0%
Bicyclist	2	4%
Person on Personal Conveyance	0	0%

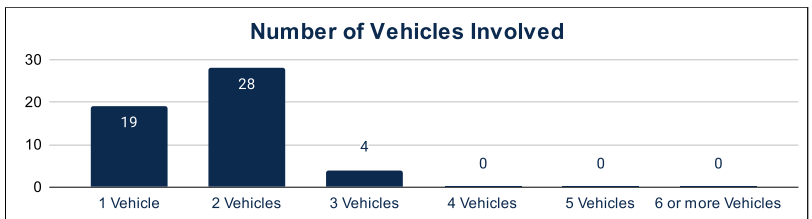


Victim Gender		
Male	38	67%
Female	19	33%
Unknown	0	0%



Victim Age		
0-12 (Children)	3	5%
13-19 (Teens)	5	9%
20-29	20	35%
30-39	3	5%
40-49	10	18%
50-59	7	12%
60-69	1	2%
70-79	5	9%
80-89	2	4%
90-99	1	2%

Number of Vehicles Involved		
1 Vehicle	19	37%
2 Vehicles	28	55%
3 Vehicles	4	8%
4 Vehicles	0	0%
5 Vehicles	0	0%
6 or more Vehicles	0	0%



Safety Equipment		
	Seat Belt Use	Helmet Use
Yes/Correct	14	0
Yes/Not Correct	1	1
Yes/Unknown	1	0
No	11	4
Unknown	5	0
Not Applicable	18	48
Not Known Yet	7	4

Contributing Circumstances		
Failed to Yield Right-of-Way	6	11%
Disregarded Traffic Signs/Signals	6	11%
Followed too Closely	1	2%
Improper Stopping	0	0%
Improper Passing	0	0%
Improper Turn	1	2%
Improper Lane Usage	2	4%
Aggressive/Reckless Driving	1	2%
Wrong-Way Driving	5	9%
Distracted Driving	0	0%
Drowsy Driving	1	2%
Over-Correcting	0	0%
Suspected DUI	6	11%
Hit & Run	0	0%

Speed		
Yes	8	14%
No	32	56%
Unknown	0	0%
Not Known Yet	17	30%

These numbers are preliminary and could change at anytime. The information in this report is based off the data available at the time the report was created. For any questions, please contact the Traffic Records Supervisor at the Utah Highway Safety Office.