

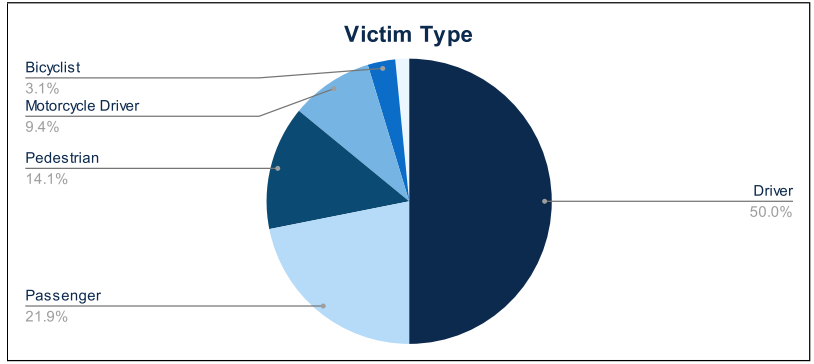


Statewide Fatalities

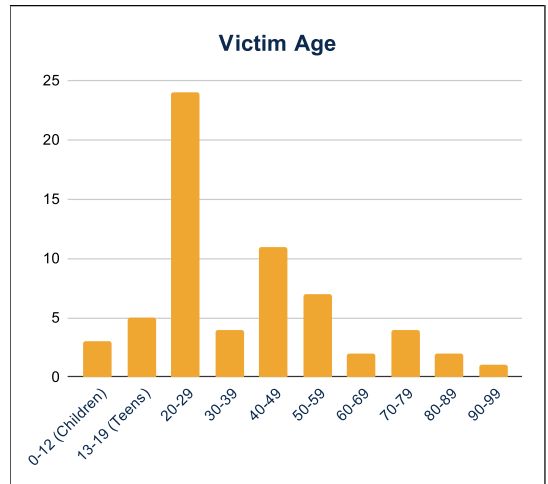
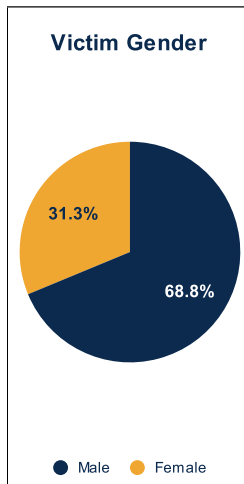
04/22/2024

Crash Details	
Total Fatal Crashes	58
Fatalities	64

Victim Type		
Driver	32	50%
Passenger	14	22%
Pedestrian	9	14%
Motorcycle Driver	6	9%
Motorcycle Passenger	0	0%
Bicyclist	2	3%
Person on Personal Conveyance	1	2%

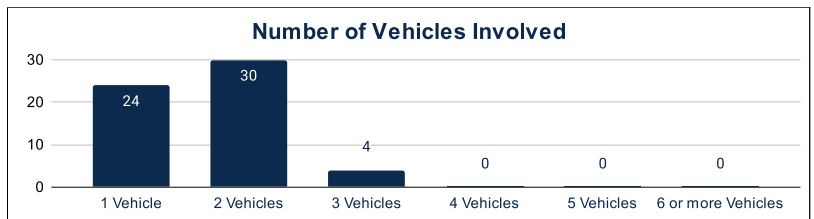


Victim Gender		
Male	44	69%
Female	20	31%
Unknown	0	0%



Victim Age		
0-12 (Children)	3	5%
13-19 (Teens)	5	8%
20-29	24	38%
30-39	4	6%
40-49	11	17%
50-59	7	11%
60-69	2	3%
70-79	4	6%
80-89	2	3%
90-99	1	2%

Number of Vehicles Involved		
1 Vehicle	24	41%
2 Vehicles	30	52%
3 Vehicles	4	7%
4 Vehicles	0	0%
5 Vehicles	0	0%
6 or more Vehicles	0	0%



Safety Equipment		
	Seat Belt Use	Helmet Use
Yes/Correct	14	1
Yes/Not Correct	1	1
Yes/Unknown	1	0
No	16	5
Unknown	6	0
Not Applicable	20	53
Not Known Yet	6	4

Contributing Circumstances		
Failed to Yield Right-of-Way	8	13%
Disregarded Traffic Signs/Signals	4	6%
Followed too Closely	2	3%
Improper Stopping	0	0%
Improper Passing	0	0%
Improper Turn	1	2%
Improper Lane Usage	2	3%
Aggressive/Reckless Driving	0	0%
Wrong-Way Driving	5	8%
Distracted Driving	0	0%
Drowsy Driving	1	2%
Over-Correcting	1	2%
Suspected DUI	7	11%
Hit & Run	0	0%

Speed		
Yes	12	19%
No	35	55%
Unknown	0	0%
Not Known Yet	17	27%

These numbers are preliminary and could change at anytime. The information in this report is based off the data available at the time the report was created. For any questions, please contact the Traffic Records Supervisor at the Utah Highway Safety Office.