

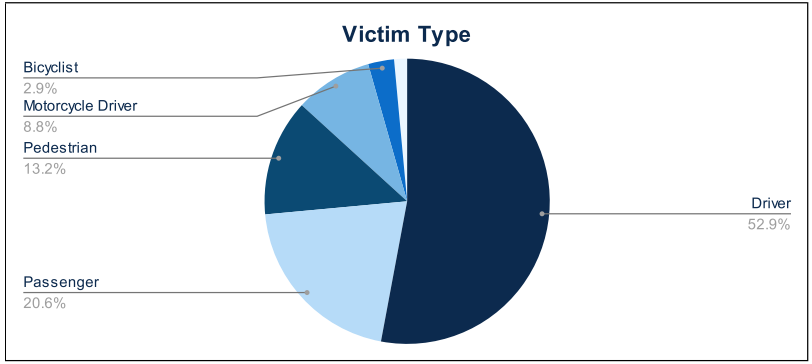


Statewide Fatalities

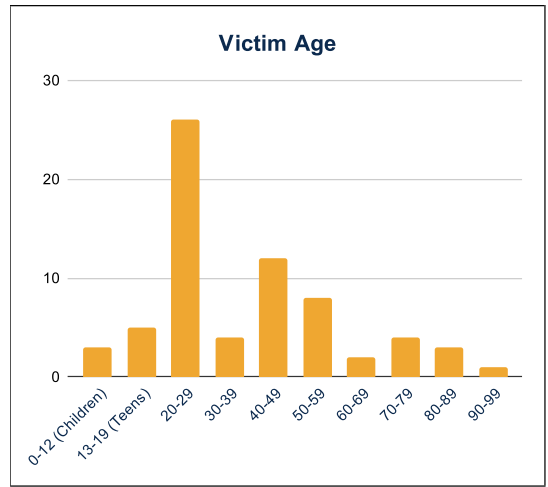
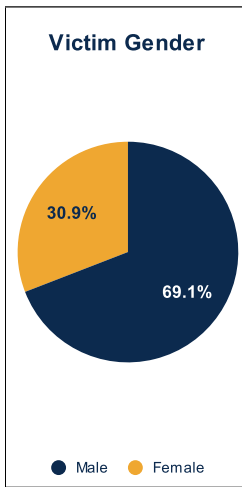
04/29/2024

Crash Details	
Total Fatal Crashes	62
Fatalities	68

Victim Type		
Driver	36	53%
Passenger	14	21%
Pedestrian	9	13%
Motorcycle Driver	6	9%
Motorcycle Passenger	0	0%
Bicyclist	2	3%
Person on Personal Conveyance	1	1%

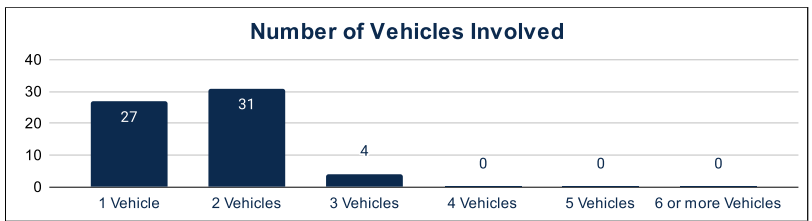


Victim Gender		
Male	47	69%
Female	21	31%
Unknown	0	0%



Victim Age		
0-12 (Children)	3	4%
13-19 (Teens)	5	7%
20-29	26	38%
30-39	4	6%
40-49	12	18%
50-59	8	12%
60-69	2	3%
70-79	4	6%
80-89	3	4%
90-99	1	1%

Number of Vehicles Involved		
1 Vehicle	27	44%
2 Vehicles	31	50%
3 Vehicles	4	6%
4 Vehicles	0	0%
5 Vehicles	0	0%
6 or more Vehicles	0	0%



Safety Equipment		
	Seat Belt Use	Helmet Use
Yes/Correct	14	1
Yes/Not Correct	2	1
Yes/Unknown	1	0
No	18	6
Unknown	6	0
Not Applicable	20	56
Not Known Yet	7	4

Contributing Circumstances		
Failed to Yield Right-of-Way	9	13%
Disregarded Traffic Signs/Signals	4	6%
Followed too Closely	2	3%
Improper Stopping	0	0%
Improper Passing	0	0%
Improper Turn	1	1%
Improper Lane Usage	2	3%
Aggressive/Reckless Driving	0	0%
Wrong-Way Driving	5	7%
Distracted Driving	0	0%
Drowsy Driving	2	3%
Over-Correcting	1	1%
Suspected DUI	7	10%
Hit & Run	0	0%

Speed		
Yes	13	19%
No	40	59%
Unknown	1	1%
Not Known Yet	14	21%

These numbers are preliminary and could change at anytime. The information in this report is based off the data available at the time the report was created. For any questions, please contact the Traffic Records Supervisor at the Utah Highway Safety Office.