

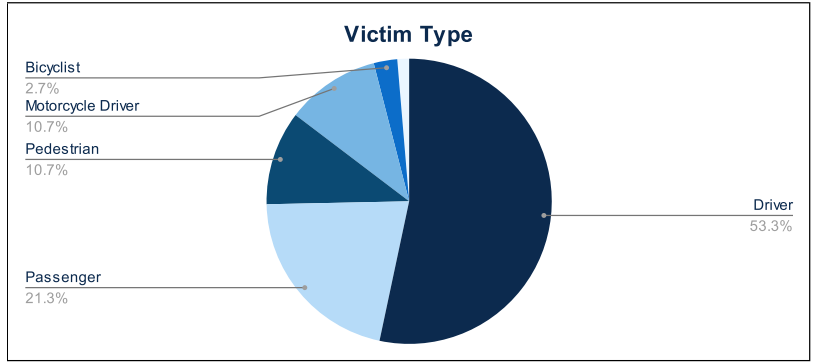


Statewide Fatalities

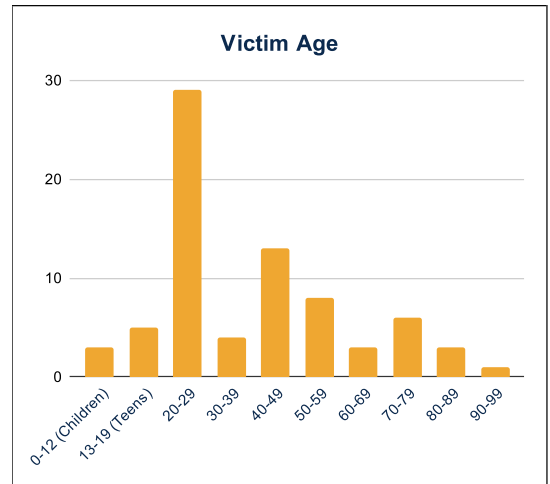
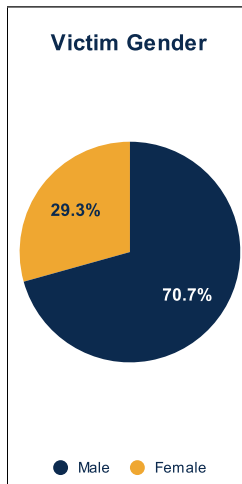
05/13/2024

Crash Details	
Total Fatal Crashes	69
Fatalities	75

Victim Type		
Driver	40	53%
Passenger	16	21%
Pedestrian	8	11%
Motorcycle Driver	8	11%
Motorcycle Passenger	0	0%
Bicyclist	2	3%
Person on Personal Conveyance	1	1%

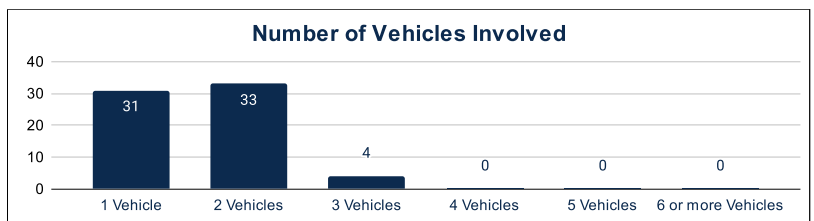


Victim Gender		
Male	53	71%
Female	22	29%
Unknown	0	0%



Victim Age		
0-12 (Children)	3	4%
13-19 (Teens)	5	7%
20-29	29	39%
30-39	4	5%
40-49	13	17%
50-59	8	11%
60-69	3	4%
70-79	6	8%
80-89	3	4%
90-99	1	1%

Number of Vehicles Involved		
1 Vehicle	31	45%
2 Vehicles	33	48%
3 Vehicles	4	6%
4 Vehicles	0	0%
5 Vehicles	0	0%
6 or more Vehicles	0	0%



Safety Equipment		
	Seat Belt Use	Helmet Use
Yes/Correct	18	2
Yes/Not Correct	2	1
Yes/Unknown	1	0
No	21	6
Unknown	6	0
Not Applicable	20	61
Not Known Yet	7	5

Contributing Circumstances		
Failed to Yield Right-of-Way	8	11%
Disregarded Traffic Signs/Signals	4	5%
Followed too Closely	2	3%
Improper Stopping	0	0%
Improper Passing	1	1%
Improper Turn	1	1%
Improper Lane Usage	2	3%
Aggressive/Reckless Driving	0	0%
Wrong-Way Driving	5	7%
Distracted Driving	0	0%
Drowsy Driving	2	3%
Over-Correcting	3	4%
Suspected DUI	7	9%
Hit & Run	0	0%

Speed		
Yes	13	17%
No	48	64%
Unknown	1	1%
Not Known Yet	13	17%

These numbers are preliminary and could change at anytime. The information in this report is based off the data available at the time the report was created. For any questions, please contact the Traffic Records Supervisor at the Utah Highway Safety Office.