

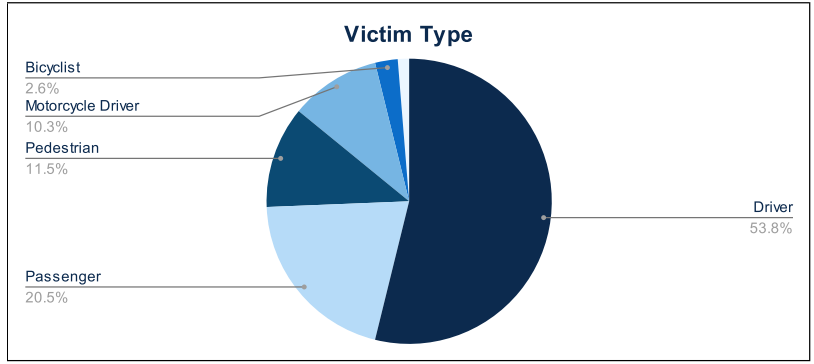


# Statewide Fatalities

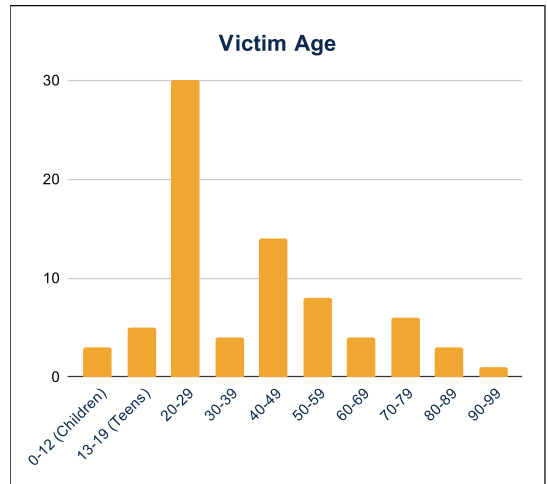
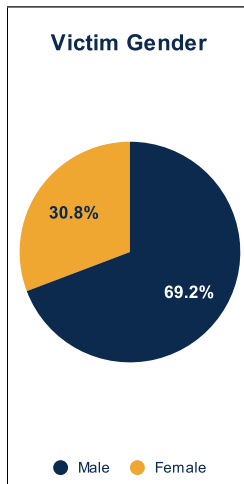
05/20/2024

Crash Details	
Total Fatal Crashes	72
Fatalities	78

Victim Type		
Driver	42	54%
Passenger	16	21%
Pedestrian	9	12%
Motorcycle Driver	8	10%
Motorcycle Passenger	0	0%
Bicyclist	2	3%
Person on Personal Conveyance	1	1%

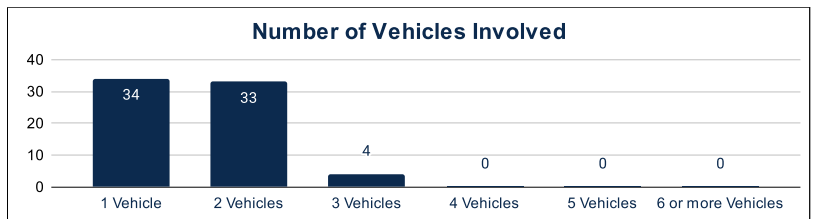


Victim Gender		
Male	54	69%
Female	24	31%
Unknown	0	0%



Victim Age		
0-12 (Children)	3	4%
13-19 (Teens)	5	6%
20-29	30	38%
30-39	4	5%
40-49	14	18%
50-59	8	10%
60-69	4	5%
70-79	6	8%
80-89	3	4%
90-99	1	1%

Number of Vehicles Involved		
1 Vehicle	34	47%
2 Vehicles	33	46%
3 Vehicles	4	6%
4 Vehicles	0	0%
5 Vehicles	0	0%
6 or more Vehicles	0	0%



	Safety Equipment	
	Seat Belt Use	Helmet Use
Yes/Correct	19	3
Yes/Not Correct	2	1
Yes/Unknown	1	0
No	22	7
Unknown	6	0
Not Applicable	21	64
Not Known Yet	7	3

Contributing Circumstances		
Failed to Yield Right-of-Way	9	12%
Disregarded Traffic Signs/Signals	4	5%
Followed too Closely	3	4%
Improper Stopping	0	0%
Improper Passing	1	1%
Improper Turn	1	1%
Improper Lane Usage	2	3%
Aggressive/Reckless Driving	0	0%
Wrong-Way Driving	5	6%
Distracted Driving	0	0%
Drowsy Driving	2	3%
Over-Correcting	3	4%
Suspected DUI	7	9%
Hit & Run	0	0%

Speed		
Yes	14	18%
No	53	68%
Unknown	1	1%
Not Known Yet	10	13%

*These numbers are preliminary and could change at anytime. The information in this report is based off the data available at the time the report was created. For any questions, please contact the Traffic Records Supervisor at the Utah Highway Safety Office.*