

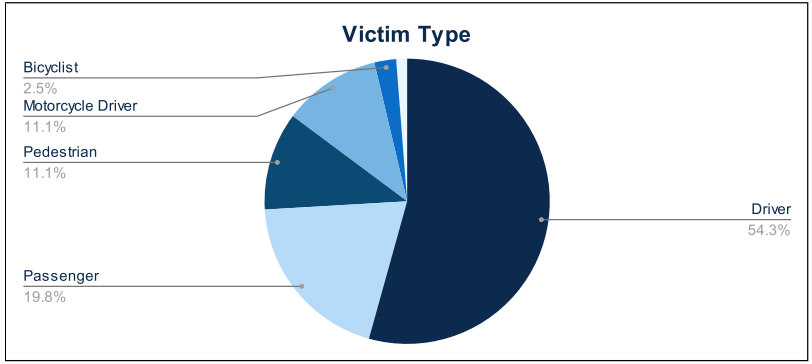


Statewide Fatalities

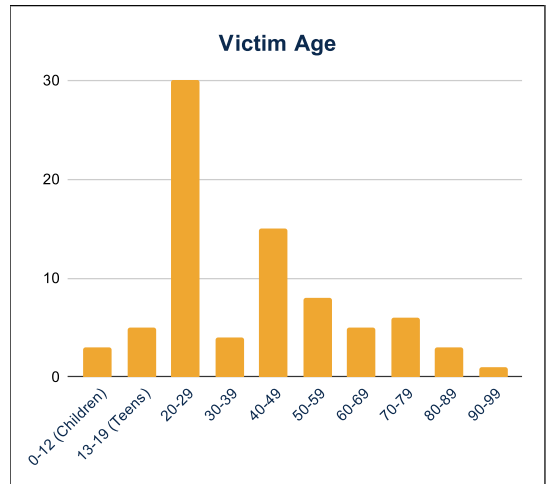
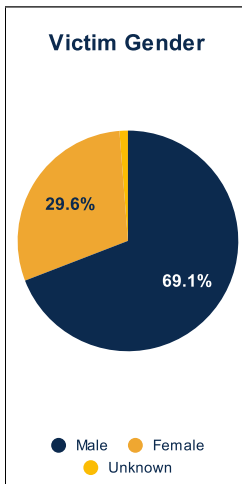
05/28/2024

Crash Details	
Total Fatal Crashes	75
Fatalities	81

Victim Type		
Driver	44	54%
Passenger	16	20%
Pedestrian	9	11%
Motorcycle Driver	9	11%
Motorcycle Passenger	0	0%
Bicyclist	2	2%
Person on Personal Conveyance	1	1%

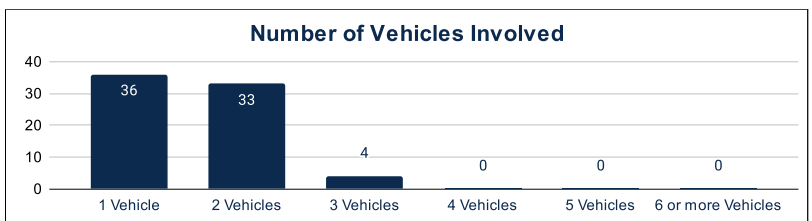


Victim Gender		
Male	56	69%
Female	24	30%
Unknown	1	1%



Victim Age		
0-12 (Children)	3	4%
13-19 (Teens)	5	6%
20-29	30	37%
30-39	4	5%
40-49	15	19%
50-59	8	10%
60-69	5	6%
70-79	6	7%
80-89	3	4%
90-99	1	1%

Number of Vehicles Involved		
1 Vehicle	36	48%
2 Vehicles	33	44%
3 Vehicles	4	5%
4 Vehicles	0	0%
5 Vehicles	0	0%
6 or more Vehicles	0	0%



Safety Equipment		
	Seat Belt Use	Helmet Use
Yes/Correct	19	3
Yes/Not Correct	2	1
Yes/Unknown	1	0
No	23	7
Unknown	6	1
Not Applicable	22	66
Not Known Yet	8	3

Contributing Circumstances		
Failed to Yield Right-of-Way	9	11%
Disregarded Traffic Signs/Signals	4	5%
Followed too Closely	3	4%
Improper Stopping	0	0%
Improper Passing	1	1%
Improper Turn	1	1%
Improper Lane Usage	2	2%
Aggressive/Reckless Driving	0	0%
Wrong-Way Driving	5	6%
Distracted Driving	0	0%
Drowsy Driving	2	2%
Over-Correcting	3	4%
Suspected DUI	7	9%
Hit & Run	0	0%

Speed		
Yes	14	17%
No	54	67%
Unknown	1	1%
Not Known Yet	12	15%

These numbers are preliminary and could change at anytime. The information in this report is based off the data available at the time the report was created. For any questions, please contact the Traffic Records Supervisor at the Utah Highway Safety Office.