

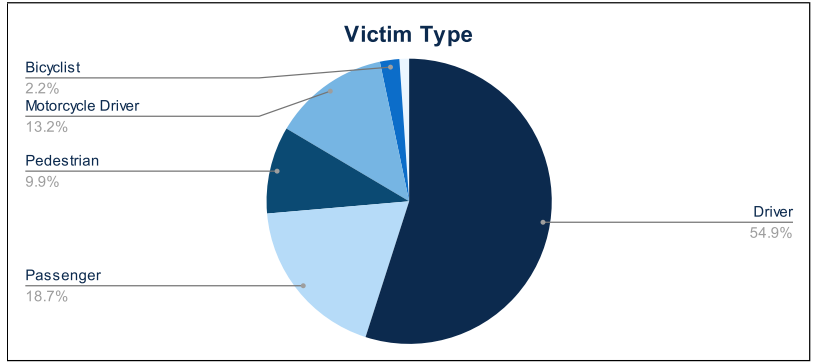


Statewide Fatalities

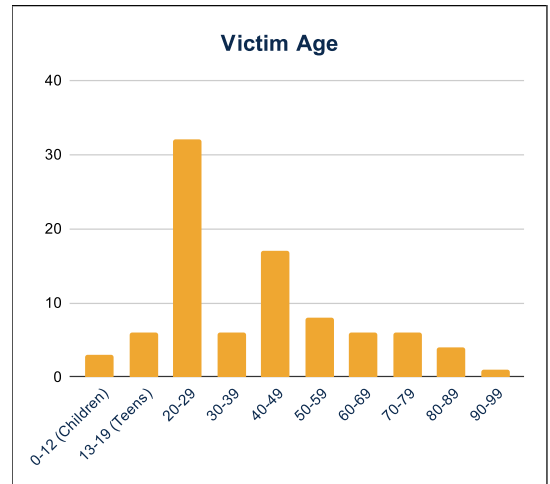
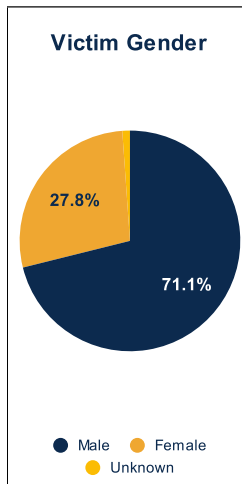
06/03/2024

Crash Details	
Total Fatal Crashes	85
Fatalities	91

Victim Type		
Driver	50	55%
Passenger	17	19%
Pedestrian	9	10%
Motorcycle Driver	12	13%
Motorcycle Passenger	0	0%
Bicyclist	2	2%
Person on Personal Conveyance	1	1%

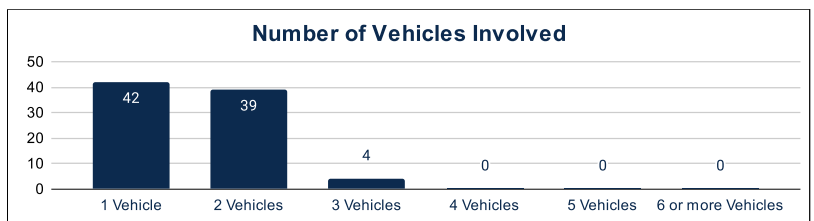


Victim Gender		
Male	64	70%
Female	25	27%
Unknown	1	1%



Victim Age		
0-12 (Children)	3	3%
13-19 (Teens)	6	7%
20-29	32	35%
30-39	6	7%
40-49	17	19%
50-59	8	9%
60-69	6	7%
70-79	6	7%
80-89	4	4%
90-99	1	1%

Number of Vehicles Involved		
1 Vehicle	42	49%
2 Vehicles	39	46%
3 Vehicles	4	5%
4 Vehicles	0	0%
5 Vehicles	0	0%
6 or more Vehicles	0	0%



Safety Equipment		
	Seat Belt Use	Helmet Use
Yes/Correct	20	4
Yes/Not Correct	3	1
Yes/Unknown	1	0
No	24	12
Unknown	6	1
Not Applicable	25	69
Not Known Yet	11	3

Contributing Circumstances		
Failed to Yield Right-of-Way	10	11%
Disregarded Traffic Signs/Signals	4	4%
Followed too Closely	3	3%
Improper Stopping	0	0%
Improper Passing	1	1%
Improper Turn	1	1%
Improper Lane Usage	2	2%
Aggressive/Reckless Driving	0	0%
Wrong-Way Driving	5	5%
Distracted Driving	0	0%
Drowsy Driving	2	2%
Over-Correcting	4	4%
Suspected DUI	7	8%
Hit & Run	0	0%

Speed		
Yes	18	20%
No	54	59%
Unknown	2	2%
Not Known Yet	16	18%

These numbers are preliminary and could change at anytime. The information in this report is based off the data available at the time the report was created. For any questions, please contact the Traffic Records Supervisor at the Utah Highway Safety Office.