

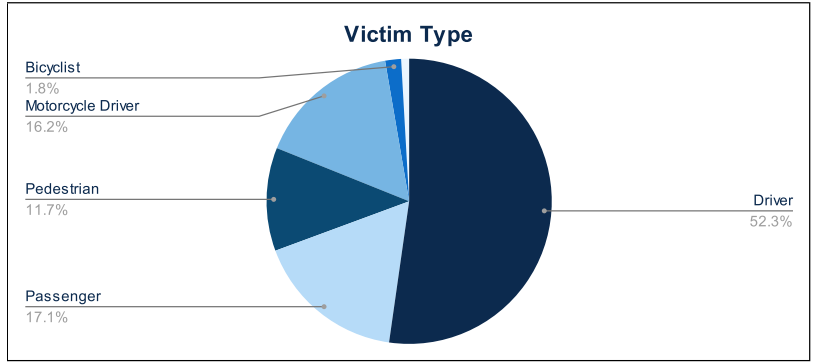


Statewide Fatalities

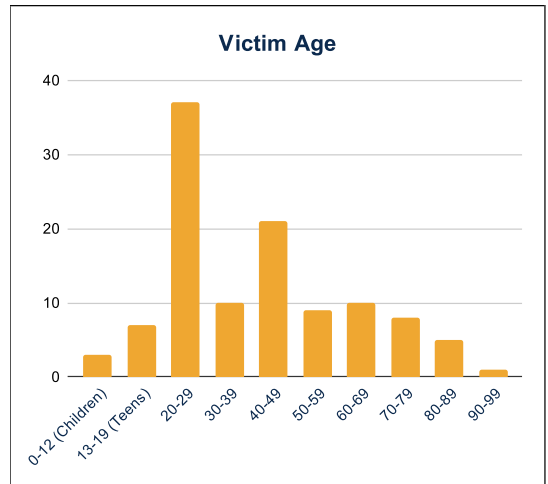
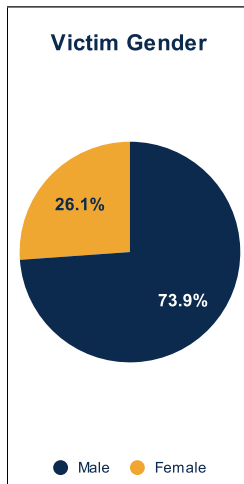
06/24/2024

Crash Details	
Total Fatal Crashes	105
Fatalities	111

Victim Type		
Driver	58	52%
Passenger	19	17%
Pedestrian	13	12%
Motorcycle Driver	18	16%
Motorcycle Passenger	0	0%
Bicyclist	2	2%
Person on Personal Conveyance	1	1%

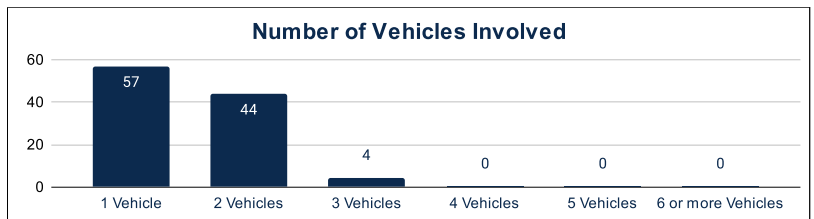


Victim Gender		
Male	82	74%
Female	29	26%
Unknown	0	0%



Victim Age		
0-12 (Children)	3	3%
13-19 (Teens)	7	6%
20-29	37	33%
30-39	10	9%
40-49	21	19%
50-59	9	8%
60-69	10	9%
70-79	8	7%
80-89	5	5%
90-99	1	1%

Number of Vehicles Involved		
1 Vehicle	57	54%
2 Vehicles	44	42%
3 Vehicles	4	4%
4 Vehicles	0	0%
5 Vehicles	0	0%
6 or more Vehicles	0	0%



Safety Equipment		
	Seat Belt Use	Helmet Use
Yes/Correct	28	5
Yes/Not Correct	3	1
Yes/Unknown	2	0
No	25	14
Unknown	6	1
Not Applicable	34	85
Not Known Yet	13	5

Contributing Circumstances		
Failed to Yield Right-of-Way	10	9%
Disregarded Traffic Signs/Signals	4	4%
Followed too Closely	3	3%
Improper Stopping	0	0%
Improper Passing	1	1%
Improper Turn	2	2%
Improper Lane Usage	3	3%
Aggressive/Reckless Driving	0	0%
Wrong-Way Driving	5	5%
Distracted Driving	0	0%
Drowsy Driving	2	2%
Over-Correcting	5	5%
Suspected DUI	7	6%
Hit & Run	0	0%

Speed		
Yes	23	21%
No	62	56%
Unknown	1	1%
Not Known Yet	25	23%

These numbers are preliminary and could change at anytime. The information in this report is based off the data available at the time the report was created. For any questions, please contact the Traffic Records Supervisor at the Utah Highway Safety Office.