

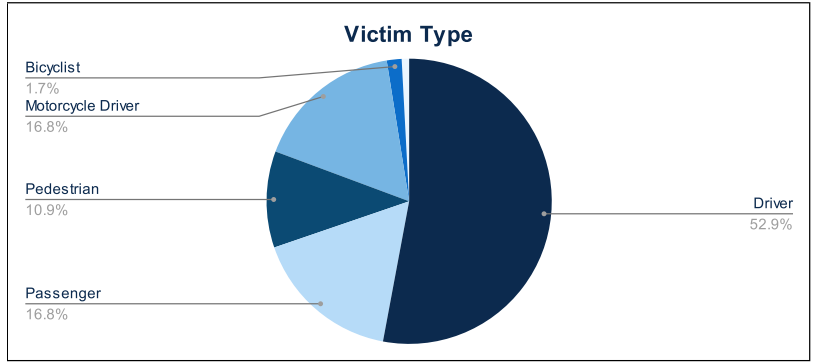


Statewide Fatalities

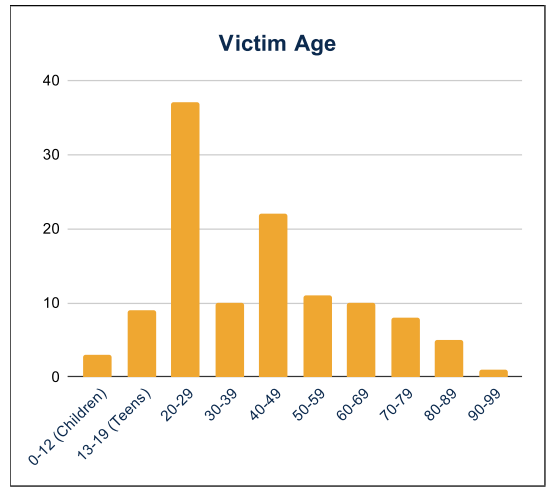
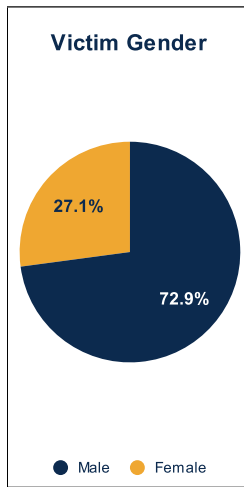
07/08/2024

Crash Details	
Total Fatal Crashes	114
Fatalities	121

Victim Type		
Driver	63	52%
Passenger	20	17%
Pedestrian	13	11%
Motorcycle Driver	20	17%
Motorcycle Passenger	0	0%
Bicyclist	2	2%
Person on Personal Conveyance	1	1%

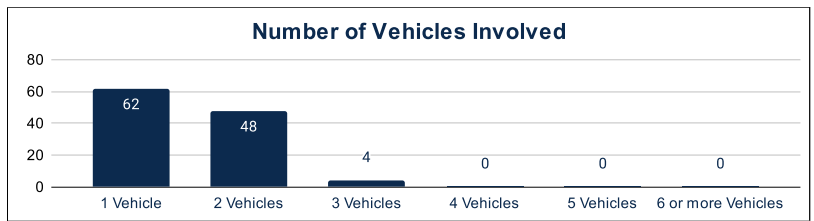


Victim Gender		
Male	86	71%
Female	32	26%
Unknown	0	0%



Victim Age		
0-12 (Children)	3	2%
13-19 (Teens)	9	7%
20-29	37	31%
30-39	10	8%
40-49	22	18%
50-59	11	9%
60-69	10	8%
70-79	8	7%
80-89	5	4%
90-99	1	1%

Number of Vehicles Involved		
1 Vehicle	62	54%
2 Vehicles	48	42%
3 Vehicles	4	4%
4 Vehicles	0	0%
5 Vehicles	0	0%
6 or more Vehicles	0	0%



Safety Equipment		
	Seat Belt Use	Helmet Use
Yes/Correct	28	6
Yes/Not Correct	3	1
Yes/Unknown	2	0
No	27	13
Unknown	8	1
Not Applicable	38	91
Not Known Yet	14	8

Contributing Circumstances		
Failed to Yield Right-of-Way	10	8%
Disregarded Traffic Signs/Signals	4	3%
Followed too Closely	3	2%
Improper Stopping	0	0%
Improper Passing	1	1%
Improper Turn	2	2%
Improper Lane Usage	3	2%
Aggressive/Reckless Driving	0	0%
Wrong-Way Driving	5	4%
Distracted Driving	0	0%
Drowsy Driving	2	2%
Over-Correcting	6	5%
Suspected DUI	7	6%
Hit & Run	1	1%

Speed		
Yes	26	21%
No	66	55%
Unknown	1	1%
Not Known Yet	27	22%

These numbers are preliminary and could change at anytime. The information in this report is based off the data available at the time the report was created. For any questions, please contact the Traffic Records Supervisor at the Utah Highway Safety Office.