

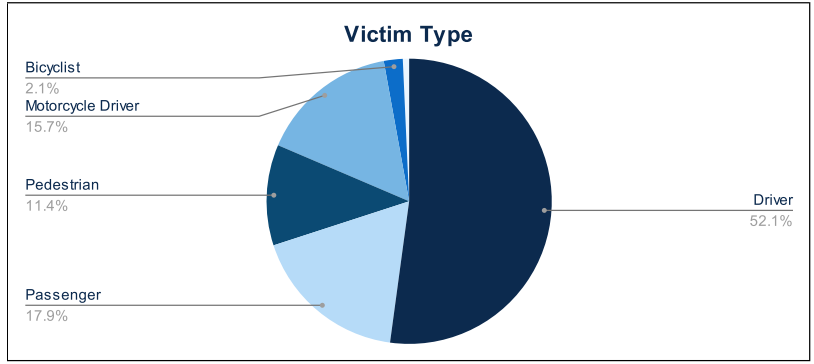


Statewide Fatalities

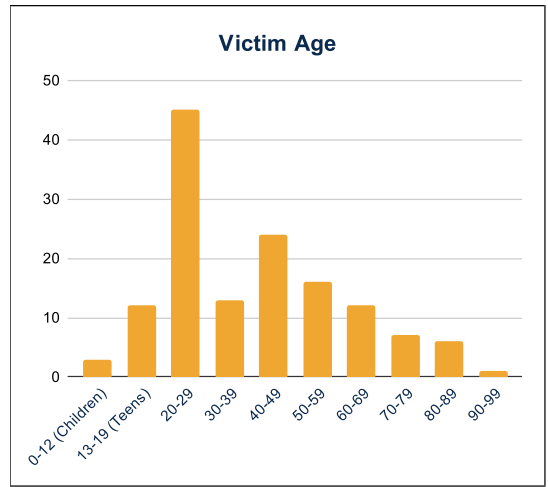
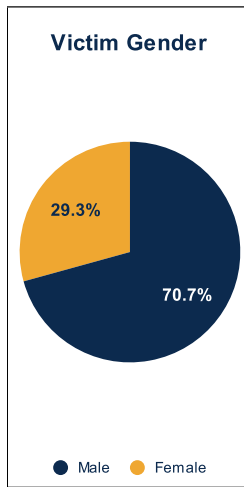
07/22/2024

Crash Details	
Total Fatal Crashes	134
Fatalities	145

Victim Type		
Driver	73	50%
Passenger	25	17%
Pedestrian	16	11%
Motorcycle Driver	22	15%
Motorcycle Passenger	0	0%
Bicyclist	3	2%
Person on Personal Conveyance	1	1%

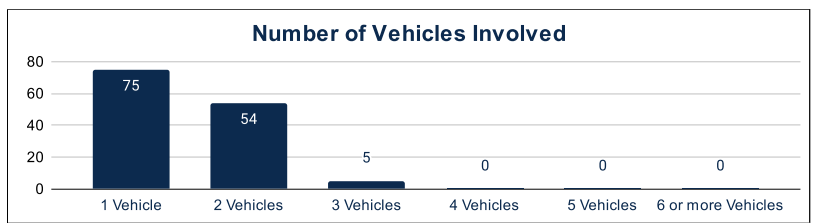


Victim Gender		
Male	99	68%
Female	41	28%
Unknown	0	0%



Victim Age		
0-12 (Children)	3	2%
13-19 (Teens)	12	8%
20-29	45	31%
30-39	13	9%
40-49	24	17%
50-59	16	11%
60-69	12	8%
70-79	7	5%
80-89	6	4%
90-99	1	1%

Number of Vehicles Involved		
1 Vehicle	75	56%
2 Vehicles	54	40%
3 Vehicles	5	4%
4 Vehicles	0	0%
5 Vehicles	0	0%
6 or more Vehicles	0	0%



Safety Equipment		
	Seat Belt Use	Helmet Use
Yes/Correct	37	7
Yes/Not Correct	3	1
Yes/Unknown	1	0
No	30	13
Unknown	10	1
Not Applicable	43	109
Not Known Yet	20	13

Contributing Circumstances		
Failed to Yield Right-of-Way	10	7%
Disregarded Traffic Signs/Signals	4	3%
Followed too Closely	3	2%
Improper Stopping	0	0%
Improper Passing	1	1%
Improper Turn	2	1%
Improper Lane Usage	3	2%
Aggressive/Reckless Driving	1	1%
Wrong-Way Driving	5	3%
Distracted Driving	0	0%
Drowsy Driving	3	2%
Over-Correcting	6	4%
Suspected DUI	11	8%
Hit & Run	1	1%

Speed		
Yes	35	24%
No	70	48%
Unknown	3	2%
Not Known Yet	36	25%

These numbers are preliminary and could change at anytime. The information in this report is based off the data available at the time the report was created. For any questions, please contact the Traffic Records Supervisor at the Utah Highway Safety Office.