

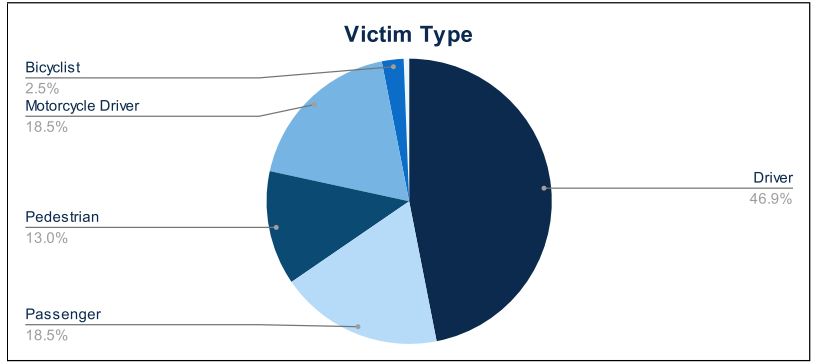


# Statewide Fatalities

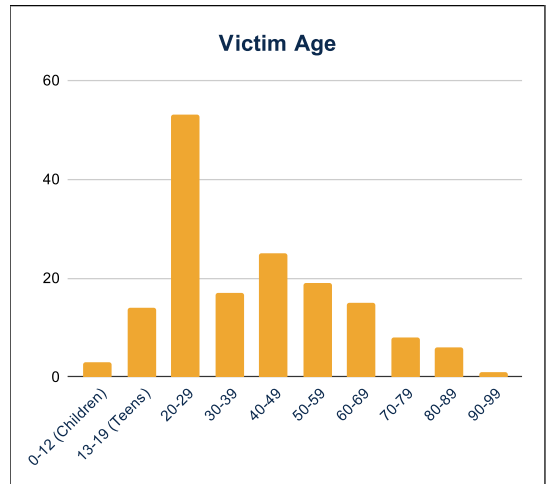
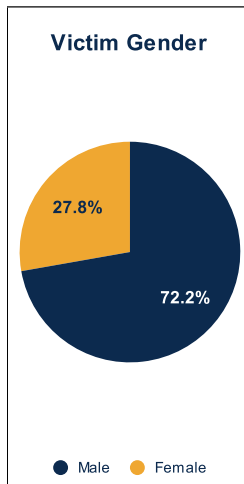
08/05/2024

Crash Details	
Total Fatal Crashes	152
Fatalities	166

Victim Type		
Driver	76	46%
Passenger	30	18%
Pedestrian	21	13%
Motorcycle Driver	30	18%
Motorcycle Passenger	0	0%
Bicyclist	4	2%
Person on Personal Conveyance	1	1%

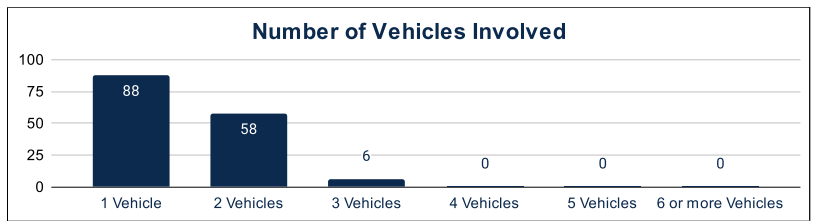


Victim Gender		
Male	117	70%
Female	45	27%
Unknown	0	0%



Victim Age		
0-12 (Children)	3	2%
13-19 (Teens)	14	8%
20-29	53	32%
30-39	17	10%
40-49	25	15%
50-59	19	11%
60-69	15	9%
70-79	8	5%
80-89	6	4%
90-99	1	1%

Number of Vehicles Involved		
1 Vehicle	88	58%
2 Vehicles	58	38%
3 Vehicles	6	4%
4 Vehicles	0	0%
5 Vehicles	0	0%
6 or more Vehicles	0	0%



Safety Equipment		
	Seat Belt Use	Helmet Use
Yes/Correct	38	9
Yes/Not Correct	4	1
Yes/Unknown	1	0
No	36	14
Unknown	10	2
Not Applicable	57	123
Not Known Yet	19	16

Contributing Circumstances		
Failed to Yield Right-of-Way	12	7%
Disregarded Traffic Signs/Signals	4	2%
Followed too Closely	3	2%
Improper Stopping	0	0%
Improper Passing	1	1%
Improper Turn	2	1%
Improper Lane Usage	3	2%
Aggressive/Reckless Driving	3	2%
Wrong-Way Driving	5	3%
Distracted Driving	3	2%
Drowsy Driving	3	2%
Over-Correcting	6	4%
Suspected DUI	14	8%
Hit & Run	1	1%

Speed		
Yes	48	29%
No	72	43%
Unknown	4	2%
Not Known Yet	41	25%

These numbers are preliminary and could change at anytime. The information in this report is based off the data available at the time the report was created. For any questions, please contact the Traffic Records Supervisor at the Utah Highway Safety Office.