

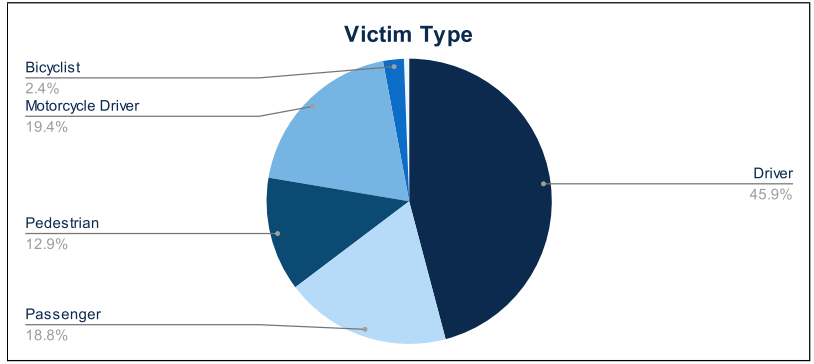


Statewide Fatalities

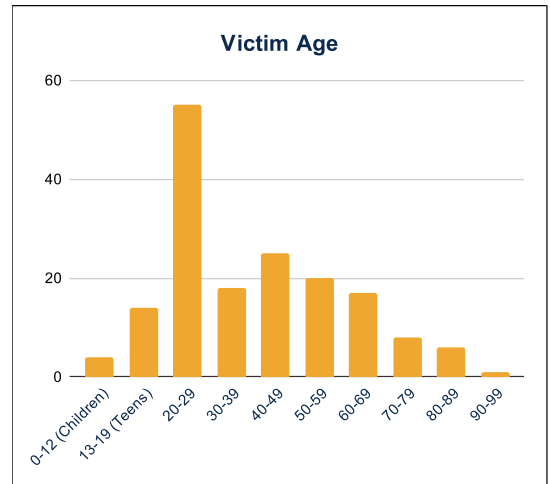
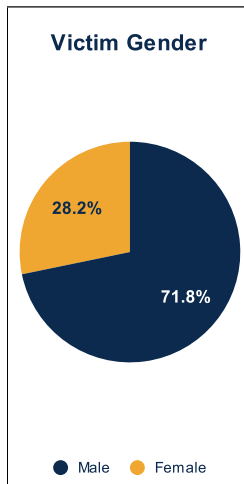
08/12/2024

Crash Details	
Total Fatal Crashes	156
Fatalities	172

Victim Type		
Driver	78	45%
Passenger	32	19%
Pedestrian	22	13%
Motorcycle Driver	33	19%
Motorcycle Passenger	0	0%
Bicyclist	4	2%
Person on Personal Conveyance	1	1%

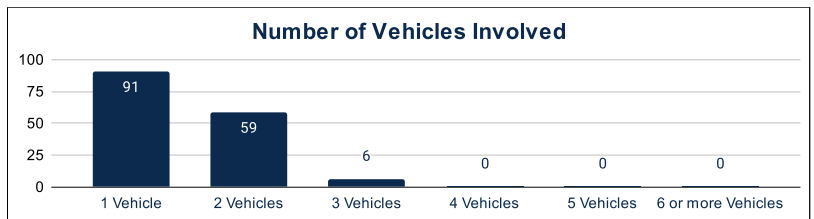


Victim Gender		
Male	122	71%
Female	48	28%
Unknown	0	0%



Victim Age		
0-12 (Children)	4	2%
13-19 (Teens)	14	8%
20-29	55	32%
30-39	18	10%
40-49	25	15%
50-59	20	12%
60-69	17	10%
70-79	8	5%
80-89	6	3%
90-99	1	1%

Number of Vehicles Involved		
1 Vehicle	91	58%
2 Vehicles	59	38%
3 Vehicles	6	4%
4 Vehicles	0	0%
5 Vehicles	0	0%
6 or more Vehicles	0	0%



Safety Equipment		
	Seat Belt Use	Helmet Use
Yes/Correct	40	9
Yes/Not Correct	4	1
Yes/Unknown	2	0
No	36	17
Unknown	11	2
Not Applicable	61	127
Not Known Yet	17	15

Contributing Circumstances		
Failed to Yield Right-of-Way	15	9%
Disregarded Traffic Signs/Signals	4	2%
Followed too Closely	3	2%
Improper Stopping	0	0%
Improper Passing	1	1%
Improper Turn	2	1%
Improper Lane Usage	3	2%
Aggressive/Reckless Driving	7	4%
Wrong-Way Driving	5	3%
Distracted Driving	3	2%
Drowsy Driving	3	2%
Over-Correcting	6	3%
Suspected DUI	14	8%
Hit & Run	1	1%

Speed		
Yes	53	31%
No	74	43%
Unknown	4	2%
Not Known Yet	40	23%

These numbers are preliminary and could change at anytime. The information in this report is based off the data available at the time the report was created. For any questions, please contact the Traffic Records Supervisor at the Utah Highway Safety Office.