

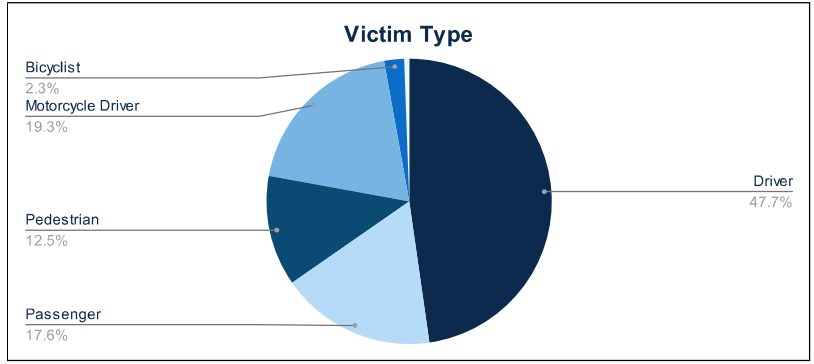


Statewide Fatalities

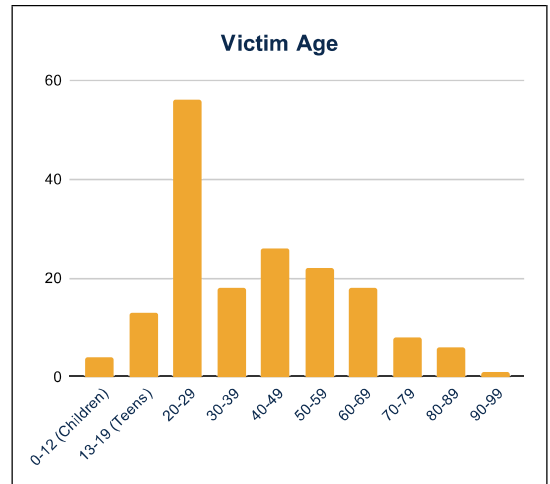
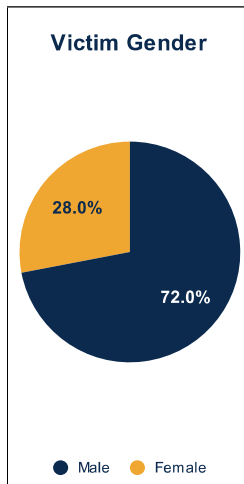
08/26/2024

Crash Details	
Total Fatal Crashes	164
Fatalities	180

Victim Type		
Driver	84	47%
Passenger	31	17%
Pedestrian	22	12%
Motorcycle Driver	34	19%
Motorcycle Passenger	0	0%
Bicyclist	4	2%
Person on Personal Conveyance	1	1%

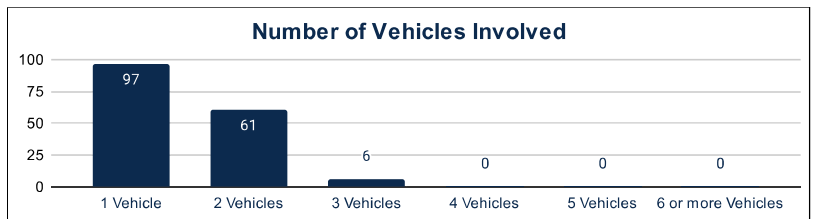


Victim Gender		
Male	126	70%
Female	49	27%
Unknown	0	0%



Victim Age		
0-12 (Children)	4	2%
13-19 (Teens)	13	7%
20-29	56	31%
30-39	18	10%
40-49	26	14%
50-59	22	12%
60-69	18	10%
70-79	8	4%
80-89	6	3%
90-99	1	1%

Number of Vehicles Involved		
1 Vehicle	97	59%
2 Vehicles	61	37%
3 Vehicles	6	4%
4 Vehicles	0	0%
5 Vehicles	0	0%
6 or more Vehicles	0	0%



	Safety Equipment	
	Seat Belt Use	Helmet Use
Yes/Correct	41	10
Yes/Not Correct	5	1
Yes/Unknown	2	0
No	36	18
Unknown	12	2
Not Applicable	62	130
Not Known Yet	19	16

Contributing Circumstances		
Failed to Yield Right-of-Way	16	9%
Disregarded Traffic Signs/Signals	5	3%
Followed too Closely	3	2%
Improper Stopping	0	0%
Improper Passing	1	1%
Improper Turn	2	1%
Improper Lane Usage	3	2%
Aggressive/Reckless Driving	8	4%
Wrong-Way Driving	5	3%
Distracted Driving	3	2%
Drowsy Driving	3	2%
Over-Correcting	7	4%
Suspected DUI	16	9%
Hit & Run	1	1%

Speed		
Yes	58	32%
No	79	44%
Unknown	4	2%
Not Known Yet	36	20%

These numbers are preliminary and could change at anytime. The information in this report is based off the data available at the time the report was created. For any questions, please contact the Traffic Records Supervisor at the Utah Highway Safety Office.