

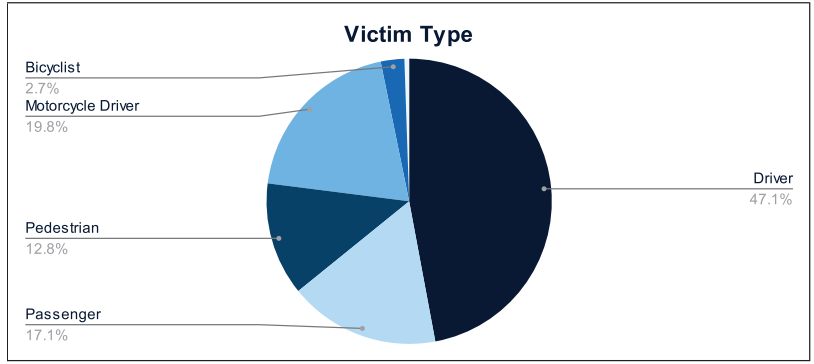


Statewide Fatalities

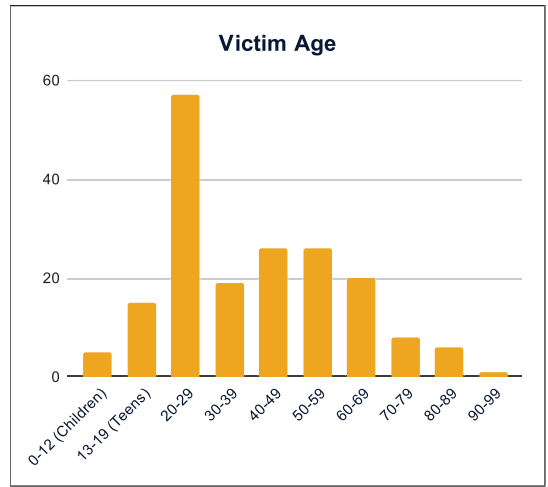
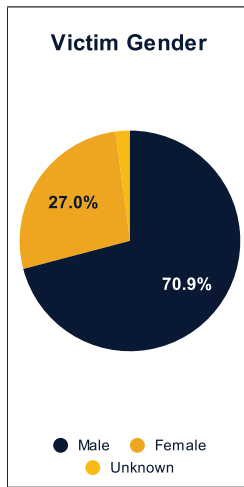
09/03/2024

Crash Details	
Total Fatal Crashes	173
Fatalities	190

Victim Type		
Driver	88	46%
Passenger	32	17%
Pedestrian	24	13%
Motorcycle Driver	37	19%
Motorcycle Passenger	0	0%
Bicyclist	5	3%
Person on Personal Conveyance	1	1%

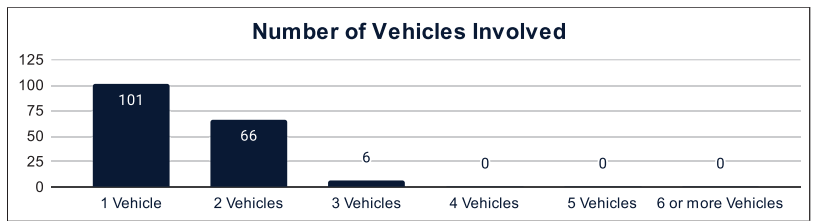


Victim Gender		
Male	134	71%
Female	51	27%
Unknown	4	2%



Victim Age		
0-12 (Children)	5	3%
13-19 (Teens)	15	8%
20-29	57	30%
30-39	19	10%
40-49	26	14%
50-59	26	14%
60-69	20	11%
70-79	8	4%
80-89	6	3%
90-99	1	1%

Number of Vehicles Involved		
1 Vehicle	101	58%
2 Vehicles	66	38%
3 Vehicles	6	3%
4 Vehicles	0	0%
5 Vehicles	0	0%
6 or more Vehicles	0	0%



Safety Equipment		
	Seat Belt Use	Helmet Use
Yes/Correct	43	11
Yes/Not Correct	5	1
Yes/Unknown	2	0
No	38	19
Unknown	14	2
Not Applicable	68	139
Not Known Yet	19	17

Contributing Circumstances		
Failed to Yield Right-of-Way	19	10%
Disregarded Traffic Signs/Signals	5	3%
Followed too Closely	3	2%
Improper Stopping	0	0%
Improper Passing	1	1%
Improper Turn	2	1%
Improper Lane Usage	3	2%
Aggressive/Reckless Driving	11	6%
Wrong-Way Driving	5	3%
Distracted Driving	3	2%
Drowsy Driving	3	2%
Over-Correcting	7	4%
Suspected DUI	16	8%
Hit & Run	1	1%

Speed		
Yes	62	33%
No	80	42%
Unknown	4	2%
Not Known Yet	43	23%

These numbers are preliminary and could change at anytime. The information in this report is based off the data available at the time the report was created. For any questions, please contact the Traffic Records Supervisor at the Utah Highway Safety Office.