

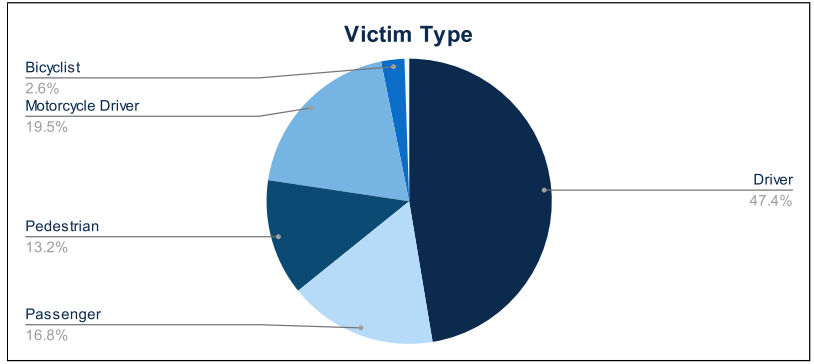


# Statewide Fatalities

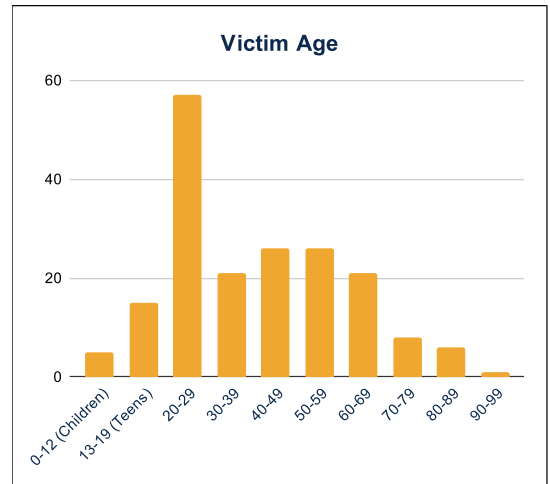
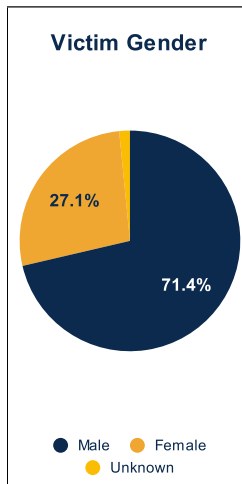
09/09/2024

Crash Details	
Total Fatal Crashes	175
Fatalities	192

Victim Type		
Driver	90	47%
Passenger	32	17%
Pedestrian	25	13%
Motorcycle Driver	37	19%
Motorcycle Passenger	0	0%
Bicyclist	5	3%
Person on Personal Conveyance	1	1%

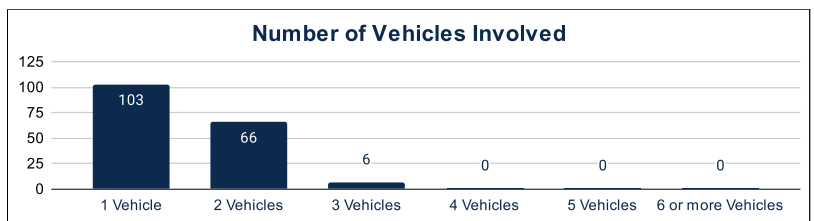


Victim Gender		
Male	137	71%
Female	52	27%
Unknown	3	2%



Victim Age		
0-12 (Children)	5	3%
13-19 (Teens)	15	8%
20-29	57	30%
30-39	21	11%
40-49	26	14%
50-59	26	14%
60-69	21	11%
70-79	8	4%
80-89	6	3%
90-99	1	1%

Number of Vehicles Involved		
1 Vehicle	103	59%
2 Vehicles	66	38%
3 Vehicles	6	3%
4 Vehicles	0	0%
5 Vehicles	0	0%
6 or more Vehicles	0	0%



Safety Equipment		
	Seat Belt Use	Helmet Use
Yes/Correct	44	12
Yes/Not Correct	5	1
Yes/Unknown	2	0
No	40	19
Unknown	14	1
Not Applicable	69	142
Not Known Yet	18	17

Contributing Circumstances		
Failed to Yield Right-of-Way	19	10%
Disregarded Traffic Signs/Signals	6	3%
Followed too Closely	4	2%
Improper Stopping	0	0%
Improper Passing	1	1%
Improper Turn	2	1%
Improper Lane Usage	3	2%
Aggressive/Reckless Driving	12	6%
Wrong-Way Driving	5	3%
Distracted Driving	3	2%
Drowsy Driving	4	2%
Over-Correcting	7	4%
Suspected DUI	17	9%
Hit & Run	1	1%

Speed		
Yes	65	34%
No	84	44%
Unknown	3	2%
Not Known Yet	40	21%

*These numbers are preliminary and could change at anytime. The information in this report is based off the data available at the time the report was created. For any questions, please contact the Traffic Records Supervisor at the Utah Highway Safety Office.*