

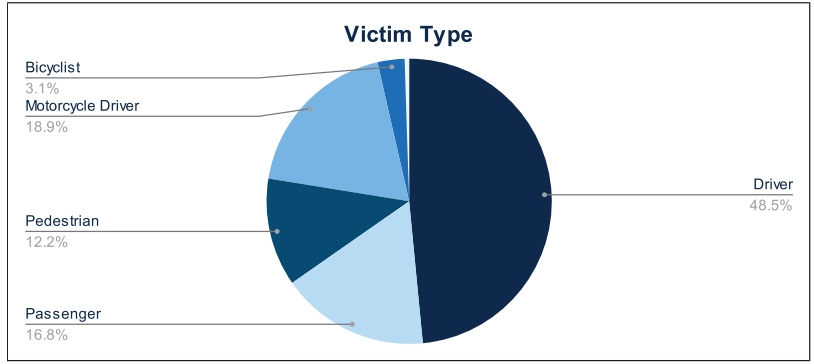


Statewide Fatalities

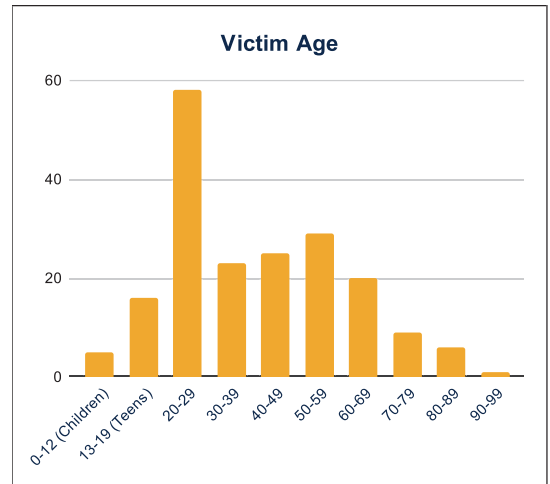
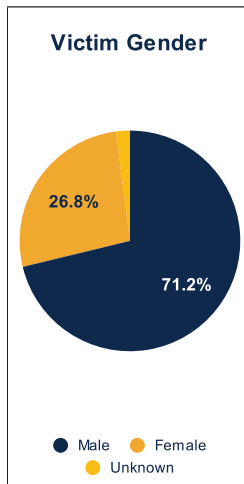
09/23/2024

Crash Details	
Total Fatal Crashes	181
Fatalities	198

Victim Type		
Driver	95	48%
Passenger	33	17%
Pedestrian	24	12%
Motorcycle Driver	37	19%
Motorcycle Passenger	0	0%
Bicyclist	6	3%
Person on Personal Conveyance	1	1%

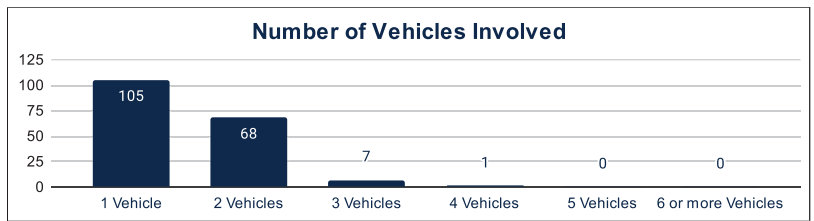


Victim Gender		
Male	141	71%
Female	53	27%
Unknown	4	2%



Victim Age		
0-12 (Children)	5	3%
13-19 (Teens)	16	8%
20-29	58	29%
30-39	23	12%
40-49	25	13%
50-59	29	15%
60-69	20	10%
70-79	9	5%
80-89	6	3%
90-99	1	1%

Number of Vehicles Involved		
1 Vehicle	105	58%
2 Vehicles	68	38%
3 Vehicles	7	4%
4 Vehicles	1	1%
5 Vehicles	0	0%
6 or more Vehicles	0	0%



Safety Equipment		
	Seat Belt Use	Helmet Use
Yes/Correct	44	13
Yes/Not Correct	5	1
Yes/Unknown	2	0
No	45	20
Unknown	17	1
Not Applicable	70	147
Not Known Yet	15	16

Contributing Circumstances		
Failed to Yield Right-of-Way	21	11%
Disregarded Traffic Signs/Signals	6	3%
Followed too Closely	5	3%
Improper Stopping	0	0%
Improper Passing	1	1%
Improper Turn	2	1%
Improper Lane Usage	3	2%
Aggressive/Reckless Driving	14	7%
Wrong-Way Driving	5	3%
Distracted Driving	3	2%
Drowsy Driving	4	2%
Over-Correcting	8	4%
Suspected DUI	18	9%
Hit & Run	2	1%

Speed		
Yes	70	35%
No	86	43%
Unknown	6	3%
Not Known Yet	36	18%

These numbers are preliminary and could change at anytime. The information in this report is based off the data available at the time the report was created. For any questions, please contact the Traffic Records Supervisor at the Utah Highway Safety Office.