

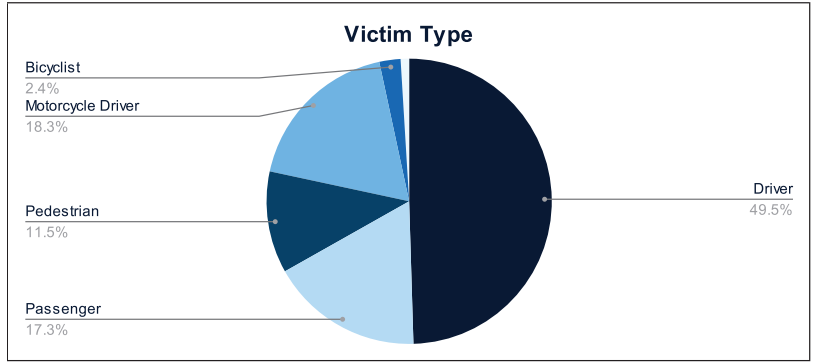


Statewide Fatalities

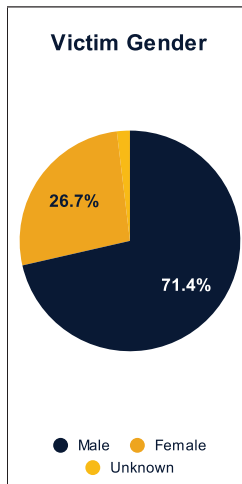
09/30/2024

Crash Details	
Total Fatal Crashes	189
Fatalities	210

Victim Type		
Driver	103	49%
Passenger	36	17%
Pedestrian	24	11%
Motorcycle Driver	38	18%
Motorcycle Passenger	0	0%
Bicyclist	5	2%
Person on Personal Conveyance	2	1%

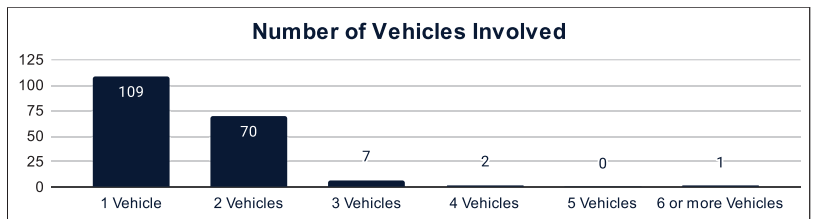


Victim Gender		
Male	150	71%
Female	56	27%
Unknown	4	2%



Victim Age		
0-12 (Children)	5	2%
13-19 (Teens)	18	9%
20-29	62	30%
30-39	25	12%
40-49	25	12%
50-59	30	14%
60-69	20	10%
70-79	9	4%
80-89	6	3%
90-99	1	0%

Number of Vehicles Involved		
1 Vehicle	109	58%
2 Vehicles	70	37%
3 Vehicles	7	4%
4 Vehicles	2	1%
5 Vehicles	0	0%
6 or more Vehicles	1	1%



Safety Equipment		
	Seat Belt Use	Helmet Use
Yes/Correct	45	13
Yes/Not Correct	5	1
Yes/Unknown	2	0
No	45	22
Unknown	18	2
Not Applicable	72	156
Not Known Yet	23	16

Contributing Circumstances		
Failed to Yield Right-of-Way	22	10%
Disregarded Traffic Signs/Signals	6	3%
Followed too Closely	5	2%
Improper Stopping	0	0%
Improper Passing	1	0%
Improper Turn	2	1%
Improper Lane Usage	3	1%
Aggressive/Reckless Driving	16	8%
Wrong-Way Driving	5	2%
Distracted Driving	3	1%
Drowsy Driving	4	2%
Over-Correcting	8	4%
Suspected DUI	18	9%
Hit & Run	2	1%

Speed		
Yes	74	35%
No	86	41%
Unknown	9	4%
Not Known Yet	36	17%

These numbers are preliminary and could change at anytime. The information in this report is based off the data available at the time the report was created. For any questions, please contact the Traffic Records Supervisor at the Utah Highway Safety Office.