

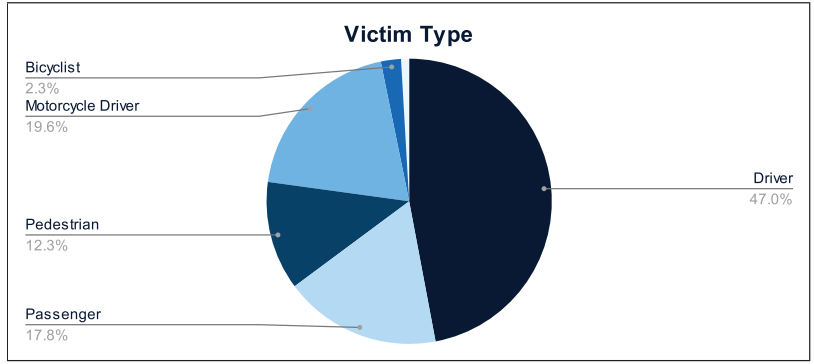


# Statewide Fatalities

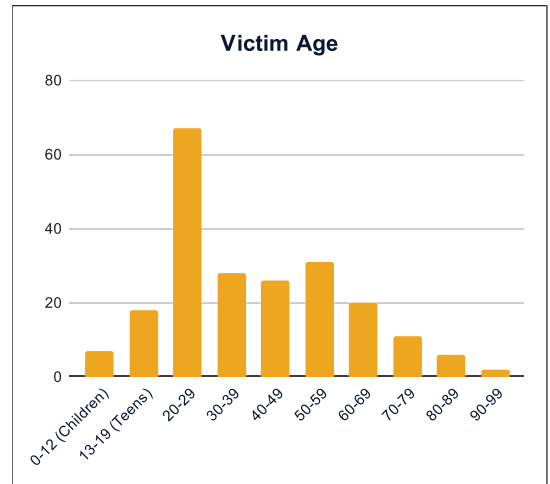
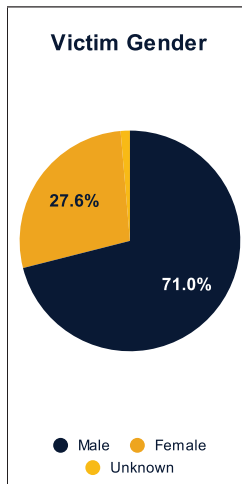
10/07/2024

Crash Details	
Total Fatal Crashes	201
Fatalities	223

Victim Type		
Driver	103	46%
Passenger	39	17%
Pedestrian	27	12%
Motorcycle Driver	43	19%
Motorcycle Passenger	0	0%
Bicyclist	5	2%
Person on Personal Conveyance	2	1%

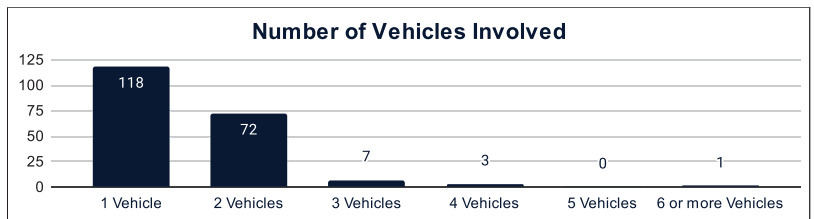


Victim Gender		
Male	157	70%
Female	61	27%
Unknown	3	1%



Victim Age		
0-12 (Children)	7	3%
13-19 (Teens)	18	8%
20-29	67	30%
30-39	28	13%
40-49	26	12%
50-59	31	14%
60-69	20	9%
70-79	11	5%
80-89	6	3%
90-99	2	1%

Number of Vehicles Involved		
1 Vehicle	118	59%
2 Vehicles	72	36%
3 Vehicles	7	3%
4 Vehicles	3	1%
5 Vehicles	0	0%
6 or more Vehicles	1	0%



Safety Equipment		
	Seat Belt Use	Helmet Use
Yes/Correct	45	15
Yes/Not Correct	5	1
Yes/Unknown	2	0
No	47	22
Unknown	18	2
Not Applicable	77	164
Not Known Yet	29	19

Contributing Circumstances		
Failed to Yield Right-of-Way	24	11%
Disregarded Traffic Signs/Signals	6	3%
Followed too Closely	5	2%
Improper Stopping	0	0%
Improper Passing	1	0%
Improper Turn	2	1%
Improper Lane Usage	3	1%
Aggressive/Reckless Driving	17	8%
Wrong-Way Driving	5	2%
Distracted Driving	3	1%
Drowsy Driving	4	2%
Over-Correcting	8	4%
Suspected DUI	18	8%
Hit & Run	2	1%

Speed		
Yes	74	33%
No	87	39%
Unknown	11	5%
Not Known Yet	45	20%

These numbers are preliminary and could change at anytime. The information in this report is based off the data available at the time the report was created. For any questions, please contact the Traffic Records Supervisor at the Utah Highway Safety Office.