

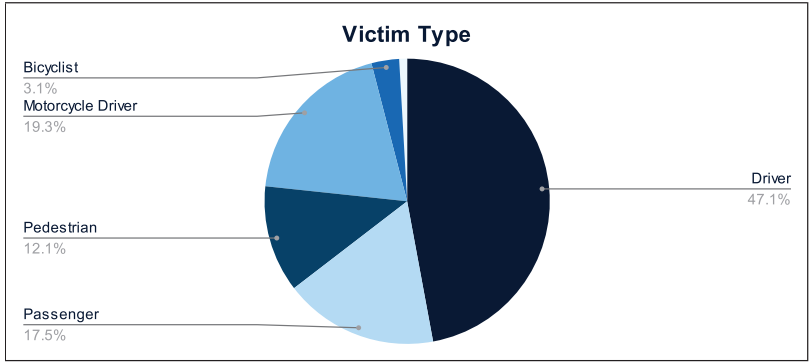


Statewide Fatalities

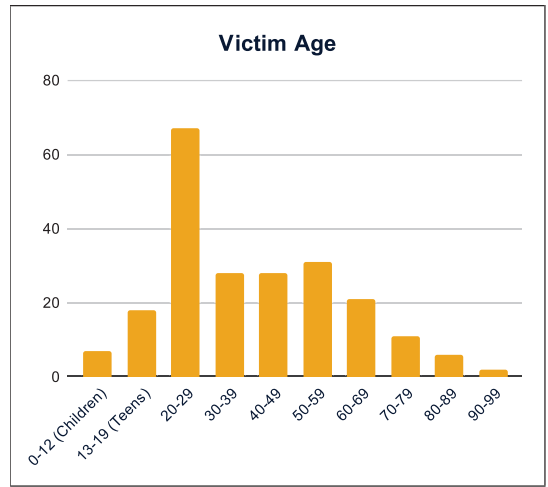
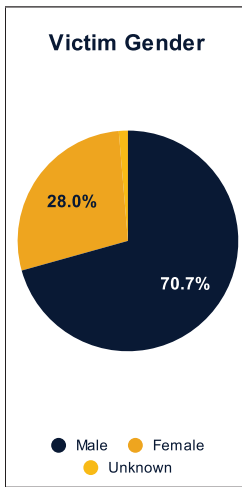
10/15/2024

Crash Details	
Total Fatal Crashes	203
Fatalities	225

Victim Type		
Driver	105	47%
Passenger	39	17%
Pedestrian	27	12%
Motorcycle Driver	43	19%
Motorcycle Passenger	0	0%
Bicyclist	7	3%
Person on Personal Conveyance	2	1%

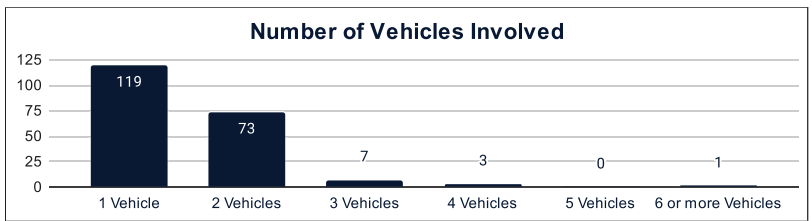


Victim Gender		
Male	159	71%
Female	63	28%
Unknown	3	1%



Victim Age		
0-12 (Children)	7	3%
13-19 (Teens)	18	8%
20-29	67	30%
30-39	28	12%
40-49	28	12%
50-59	31	14%
60-69	21	9%
70-79	11	5%
80-89	6	3%
90-99	2	1%

Number of Vehicles Involved		
1 Vehicle	119	59%
2 Vehicles	73	36%
3 Vehicles	7	3%
4 Vehicles	3	1%
5 Vehicles	0	0%
6 or more Vehicles	1	0%



Safety Equipment		
	Seat Belt Use	Helmet Use
Yes/Correct	46	15
Yes/Not Correct	5	1
Yes/Unknown	2	1
No	50	25
Unknown	18	2
Not Applicable	81	167
Not Known Yet	23	14

Contributing Circumstances		
Failed to Yield Right-of-Way	25	11%
Disregarded Traffic Signs/Signals	6	3%
Followed too Closely	5	2%
Improper Stopping	0	0%
Improper Passing	1	0%
Improper Turn	2	1%
Improper Lane Usage	4	2%
Aggressive/Reckless Driving	19	8%
Wrong-Way Driving	5	2%
Distracted Driving	3	1%
Drowsy Driving	4	2%
Over-Correcting	8	4%
Suspected DUI	19	8%
Hit & Run	2	1%

Speed		
Yes	77	34%
No	92	41%
Unknown	10	4%
Not Known Yet	40	18%

These numbers are preliminary and could change at anytime. The information in this report is based off the data available at the time the report was created. For any questions, please contact the Traffic Records Supervisor at the Utah Highway Safety Office.