

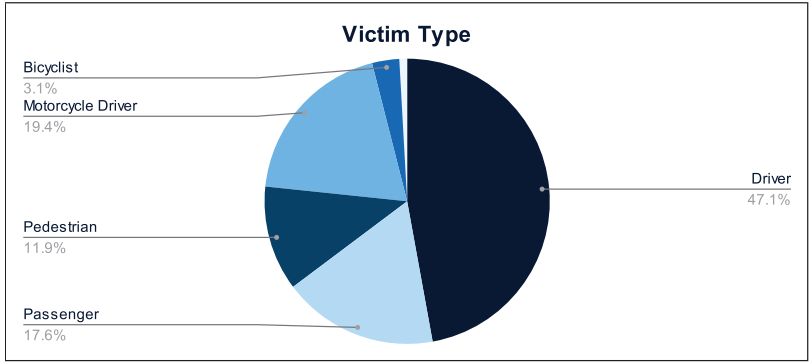


Statewide Fatalities

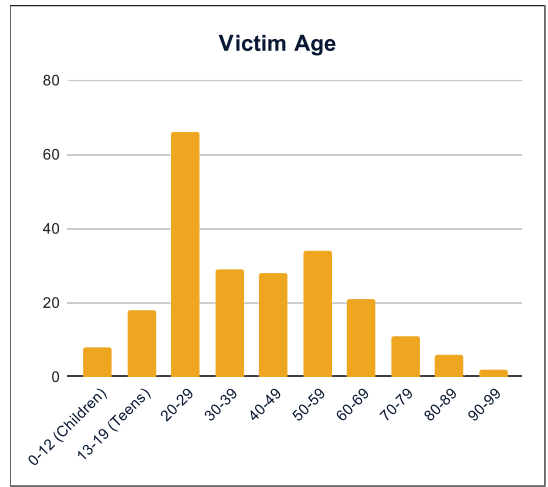
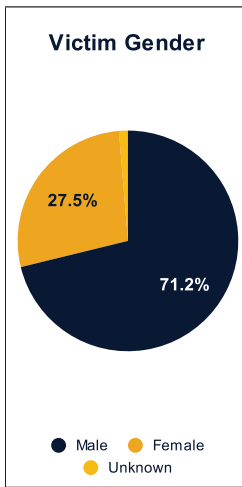
10/21/2024

Crash Details	
Total Fatal Crashes	206
Fatalities	229

Victim Type		
Driver	107	47%
Passenger	40	17%
Pedestrian	27	12%
Motorcycle Driver	44	19%
Motorcycle Passenger	0	0%
Bicyclist	7	3%
Person on Personal Conveyance	2	1%

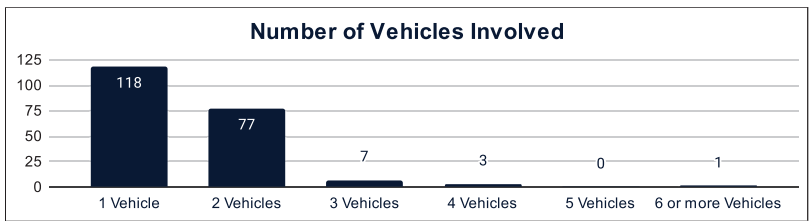


Victim Gender		
Male	163	71%
Female	63	28%
Unknown	3	1%



Victim Age		
0-12 (Children)	8	3%
13-19 (Teens)	18	8%
20-29	66	29%
30-39	29	13%
40-49	28	12%
50-59	34	15%
60-69	21	9%
70-79	11	5%
80-89	6	3%
90-99	2	1%

Number of Vehicles Involved		
1 Vehicle	118	57%
2 Vehicles	77	37%
3 Vehicles	7	3%
4 Vehicles	3	1%
5 Vehicles	0	0%
6 or more Vehicles	1	0%



Safety Equipment		
	Seat Belt Use	Helmet Use
Yes/Correct	49	15
Yes/Not Correct	5	1
Yes/Unknown	2	1
No	50	26
Unknown	18	2
Not Applicable	82	168
Not Known Yet	23	15

Contributing Circumstances		
Failed to Yield Right-of-Way	25	11%
Disregarded Traffic Signs/Signals	6	3%
Followed too Closely	5	2%
Improper Stopping	0	0%
Improper Passing	1	0%
Improper Turn	2	1%
Improper Lane Usage	4	2%
Aggressive/Reckless Driving	19	8%
Wrong-Way Driving	5	2%
Distracted Driving	3	1%
Drowsy Driving	4	2%
Over-Correcting	8	3%
Suspected DUI	19	8%
Hit & Run	1	0%

Speed		
Yes	78	34%
No	92	40%
Unknown	10	4%
Not Known Yet	42	18%

These numbers are preliminary and could change at anytime. The information in this report is based off the data available at the time the report was created. For any questions, please contact the Traffic Records Supervisor at the Utah Highway Safety Office.