

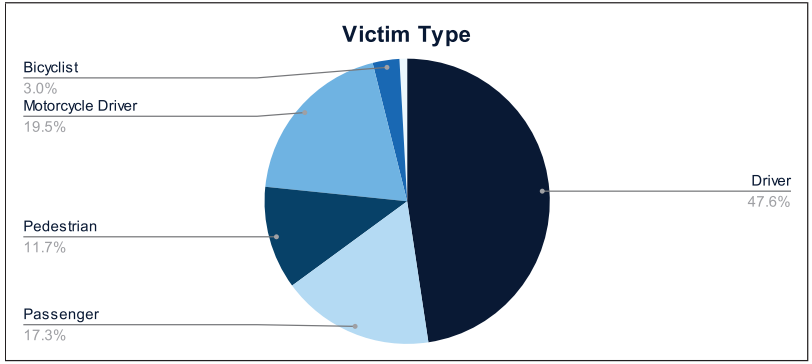


Statewide Fatalities

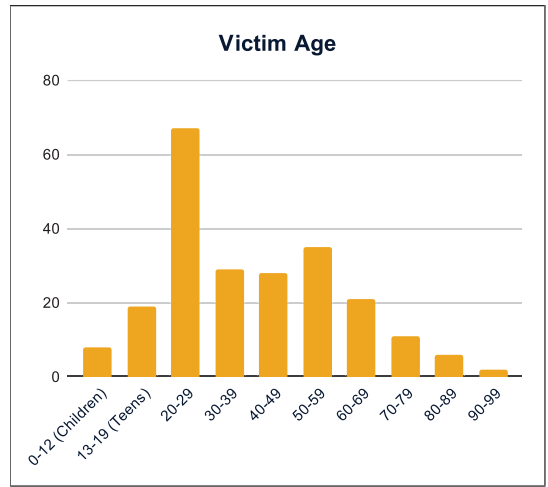
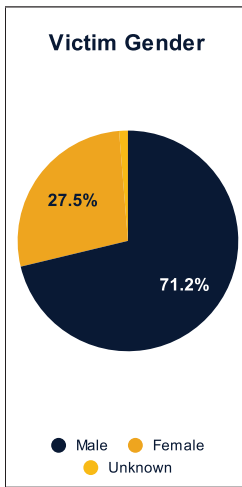
10/28/2024

Crash Details	
Total Fatal Crashes	210
Fatalities	233

Victim Type		
Driver	110	47%
Passenger	40	17%
Pedestrian	27	12%
Motorcycle Driver	45	19%
Motorcycle Passenger	0	0%
Bicyclist	7	3%
Person on Personal Conveyance	2	1%

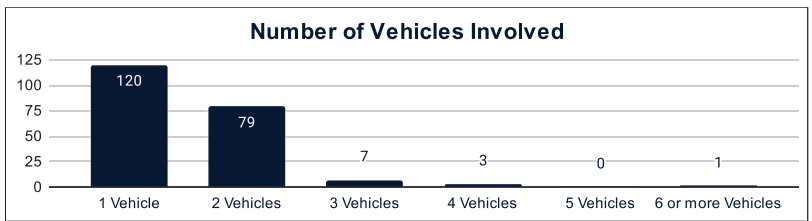


Victim Gender		
Male	166	71%
Female	64	27%
Unknown	3	1%



Victim Age		
0-12 (Children)	8	3%
13-19 (Teens)	19	8%
20-29	67	29%
30-39	29	12%
40-49	28	12%
50-59	35	15%
60-69	21	9%
70-79	11	5%
80-89	6	3%
90-99	2	1%

Number of Vehicles Involved		
1 Vehicle	120	57%
2 Vehicles	79	38%
3 Vehicles	7	3%
4 Vehicles	3	1%
5 Vehicles	0	0%
6 or more Vehicles	1	0%



Safety Equipment		
	Seat Belt Use	Helmet Use
Yes/Correct	49	16
Yes/Not Correct	5	1
Yes/Unknown	2	1
No	51	27
Unknown	18	2
Not Applicable	84	169
Not Known Yet	24	16

Contributing Circumstances		
Failed to Yield Right-of-Way	27	12%
Disregarded Traffic Signs/Signals	6	3%
Followed too Closely	5	2%
Improper Stopping	0	0%
Improper Passing	1	0%
Improper Turn	2	1%
Improper Lane Usage	4	2%
Aggressive/Reckless Driving	19	8%
Wrong-Way Driving	5	2%
Distracted Driving	4	2%
Drowsy Driving	4	2%
Over-Correcting	8	3%
Suspected DUI	19	8%
Hit & Run	1	0%

Speed		
Yes	79	34%
No	93	40%
Unknown	10	4%
Not Known Yet	44	19%

These numbers are preliminary and could change at anytime. The information in this report is based off the data available at the time the report was created. For any questions, please contact the Traffic Records Supervisor at the Utah Highway Safety Office.