

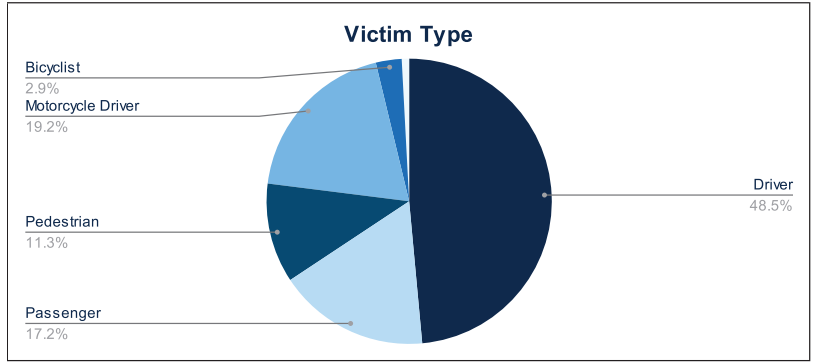


Statewide Fatalities

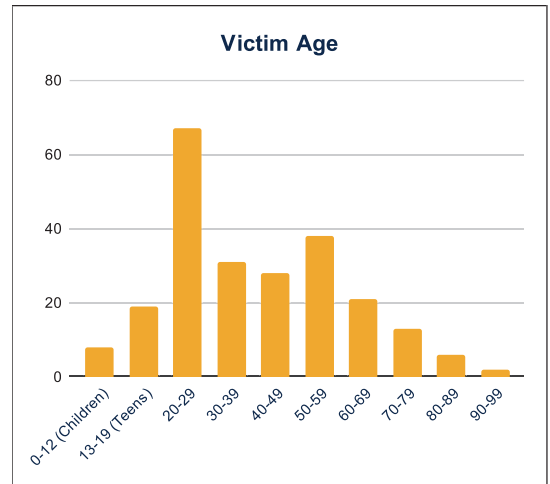
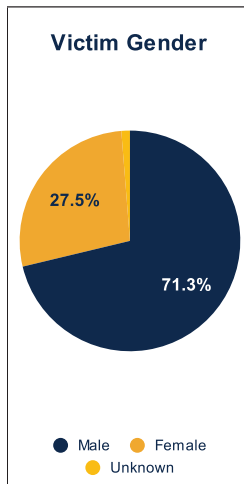
11/04/2024

Crash Details	
Total Fatal Crashes	219
Fatalities	242

Victim Type		
Driver	116	48%
Passenger	41	17%
Pedestrian	27	11%
Motorcycle Driver	46	19%
Motorcycle Passenger	0	0%
Bicyclist	7	3%
Person on Personal Conveyance	2	1%

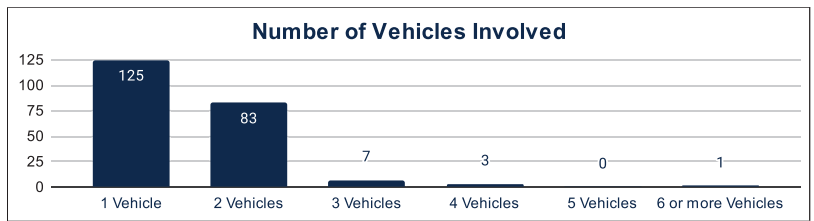


Victim Gender		
Male	171	71%
Female	66	27%
Unknown	3	1%



Victim Age		
0-12 (Children)	8	3%
13-19 (Teens)	19	8%
20-29	67	28%
30-39	31	13%
40-49	28	12%
50-59	38	16%
60-69	21	9%
70-79	13	5%
80-89	6	2%
90-99	2	1%

Number of Vehicles Involved		
1 Vehicle	125	57%
2 Vehicles	83	38%
3 Vehicles	7	3%
4 Vehicles	3	1%
5 Vehicles	0	0%
6 or more Vehicles	1	0%



Safety Equipment		
	Seat Belt Use	Helmet Use
Yes/Correct	51	16
Yes/Not Correct	6	1
Yes/Unknown	2	1
No	52	28
Unknown	18	2
Not Applicable	85	174
Not Known Yet	28	19

Contributing Circumstances		
Failed to Yield Right-of-Way	28	12%
Disregarded Traffic Signs/Signals	6	2%
Followed too Closely	5	2%
Improper Stopping	0	0%
Improper Passing	1	0%
Improper Turn	2	1%
Improper Lane Usage	4	2%
Aggressive/Reckless Driving	19	8%
Wrong-Way Driving	5	2%
Distracted Driving	4	2%
Drowsy Driving	4	2%
Over-Correcting	10	4%
Suspected DUI	20	8%
Hit & Run	1	0%

Speed		
Yes	81	33%
No	96	40%
Unknown	11	5%
Not Known Yet	47	19%

These numbers are preliminary and could change at anytime. The information in this report is based off the data available at the time the report was created. For any questions, please contact the Traffic Records Supervisor at the Utah Highway Safety Office.